TABLE OF CONTENTS

Details		Page
Financial Highlights		4
Statement of Accounting Policies		15
Responsibility for Financial Statement		17
Auditor-General's Certificate		18
Statement No 1:	Cash Flow Statements	19
Statement No 2:	Statement of Assets and Liabilities	22
Statement No 3:	Statement of Consolidated Revenue Fund	23
Statement No 4:	Statement of Capital Development Fund	25
Note 1a	Government Share of FAAC 2018	26
Note 1b	Statutory Allocations	27
Note 1c	FAAC Special Allocation	28
Note 1d	FAAC Special Allocation: Details	29
Note 2a	2b Schedule of Value Added Tax Allocation for 2018	30
Note 3	Schedule of Share of Excess Crude Oil Account for 2018	32
Note 4a	Schedule of Personal Income Tax for 2018	33
Note 4b	Monthly Schedule of Personal Income Tax for 2018	35
Note 4c	Monthly Schedule of Taxes Generated by the Board of Internal Revenue (BIR)	37
Note 5a	Schedule of Licences for 2018	38
Note 5b	Monthly Schedule of Licences for 2018	40
Note 6a	Schedule of Fees General for 2018	42

Note 6b	Monthly Schedule of Fees General for 2018	44
Note 7a	Schedule of Fines for 2018	46
Note 7b	Monthly Schedule of Fines for 2018	48
Note 8a	Schedule of Sales General for 2018	50
Note 8b	Monthly Schedule of Sales General for 2018	52
Note 9a	Schedule of Earnings for 2018	54
Note 9b	Monthly Schedule of Earnings for 2018	56
Note 10a	Schedule of Rent on Government Buildings for 2018	57
Note 10b	Monthly Schedule of Rent on Government Buildings for 2018	59
Note 11a	Schedule of Repayment-General for 2018	60
Note 11b	Monthly Schedule of Repayment-General for 2018	62
Note 12a	Schedule of Investment Income for 2018	63
Note 12b	Monthly Schedule of Investment Income for 2018	65
Note 13a	Schedule of Interest Earned for 2018	66
Note 13b	Monthly Schedule of Interest Earned for 2018	68
Note 14a	Schedule of Re-imbursement for 2018	69
Note 14b	Monthly Schedule of Re-imbursement for 2018	71
Note 15a	Schedule of Personnel Costs for 2018	72
Note 15b	Monthly Schedule of Personnel Costs for 2018	74
Note 16	Schedule of State Government Pension & Gratuity Payment for 2018	76
Note 17a	Schedule of Overhead Charges to MDAs for 2018	77
Note 17b	Summary of Monthly Overhead Charges according to MDAs	80
Note 18a	Schedule of Consolidated Revenue Fund (CRF) Charges for 2018	82

Note 18b	Monthly Schedule of Consolidated Revenue Fund Charges according to MDAs for 2018	83
Note 19	Schedule of Public Debt Charges for 2018	84
Note 20 i. a – p	Schedule of Recurrent Grant and Subvention for 2018	86
Note 20 ii.	Monthly Schedule of Grants and Subvention according to Supervising Ministry	94
Note 21a	Schedule of Capital Expenditure for 2018 by Monthly	96
Note 21b	Purchase/Construction of Assets by Sectors	97
Note 22	Schedule of Capital Expenditure Funded from Aids and Grants for 2018	98
Note 23	Schedule of Other Capital Expenditure: Financial Instruments for 2018	99
Note 23a-23b	Schedule of Financial Market Instrument (Investments) Quoted and Unquoted Companies	100
Note 23c	Schedule of Other Investment	102
Note 24a-24b	Schedule of Outstanding External Loans	103
Note 25	Schedule of Repayment of External Loans	106
Note 26a	Summary of Internal Loans proceeds and Repayment	106
Note 26b	Monthly Schedule of Internal Loans/Overdraft Repayment	108
Note 27	Schedule of Other FAAC Allocation Deductions	110
Note 28a	Schedule of Cash and Bank Balances for 2018	113
Note 28b	Schedule of Dormant Account Balances for 2018	118

REPORT OF THE ACCOUNTANT-GENERAL AND FINANCIAL STATEMENTS FOR THE YEAR ENDED 31ST DECEMBER, 2018

2018 FINANCIAL HIGHLIGHTS

2017		ACTUAL 2018
₦	**RECEIPTS**	₦
56,449,499,776.68	Share of FAAC:Statutory & Special Allocations	64,416,521,566.71
8,800,798,276.02	Value Added Tax Allocation	11,997,818,438.24
2,256,026,529.38	Share of Excess Crude oil Account	924,757,711.90
12,348,370,082.81	Independent Revenue	8,267,046,381.61
79,854,694,664.89	**SUB-TOTAL**	**85,606,144,098.46**
	INFLOW FROM FINANCING ACTIVITIES:	
4,892,188.26	Proceeds from Aid and Grants	-
65,497,509.42	Proceeds from External Loan	-
-	Funds received from JAAC	22,361,387,297.32
79,925,084,362.57	**TOTAL AVAILABLE FUNDS**	**107,967,531,395.78**
	EXPENDITURE	
42,452,079,808.26	Operating Expenses	41,596,409,761.41
35,830,291,303.64	Capital Expenditures	55,615,086,000.00
410,972,855.47	Repayment of External Loans	449,133,136.90
1,007,841,814.20	Repayment of Internal Loan & Bonds	1,341,012,423.56
37,753,819.57	Deductions from Source: FAAC	13,605,112.01
79,738,939,601.14	**Total EXPENDITURE**	**99,015,246,433.88**
186,144,761.43	**Operating Balance**	8,952,284,961.90
2,604,883,931.66	Opening Balance	2,791,028,693.09
2,791,028,693.09	Closing Balance	11,743,313,654.99

IMO STATE GOVERNMENT
REPORT OF THE ACCOUNTANT-GENERAL AND FINANCIAL STATEMENTS
FOR THE YEAR ENDED 31ST DECEMBER, 2018

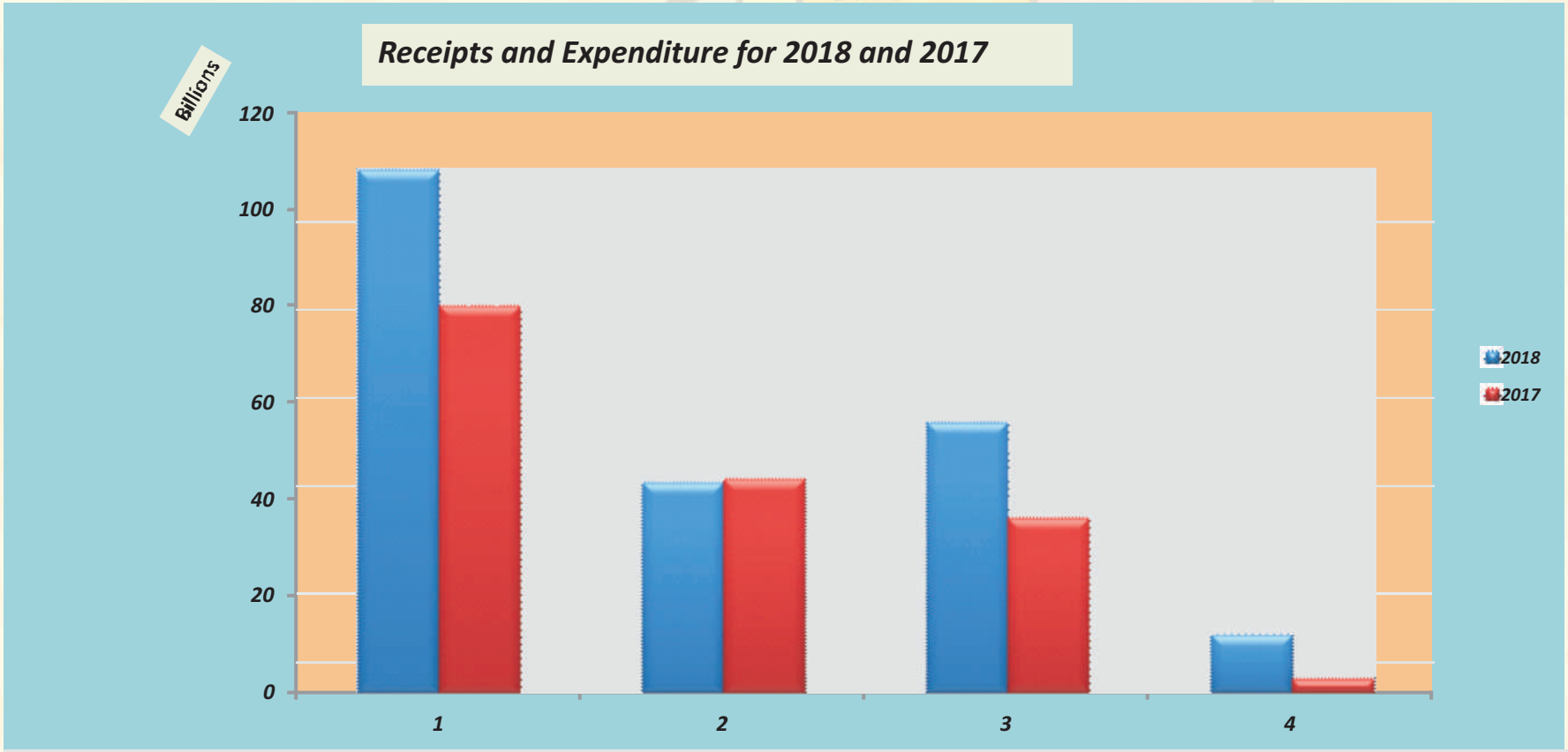

KEY

1. Receipts
2. Recurrent Expenditure
3. Capital Expenditure
4. Cash Balance

Various Receipts for 2018 and 2017

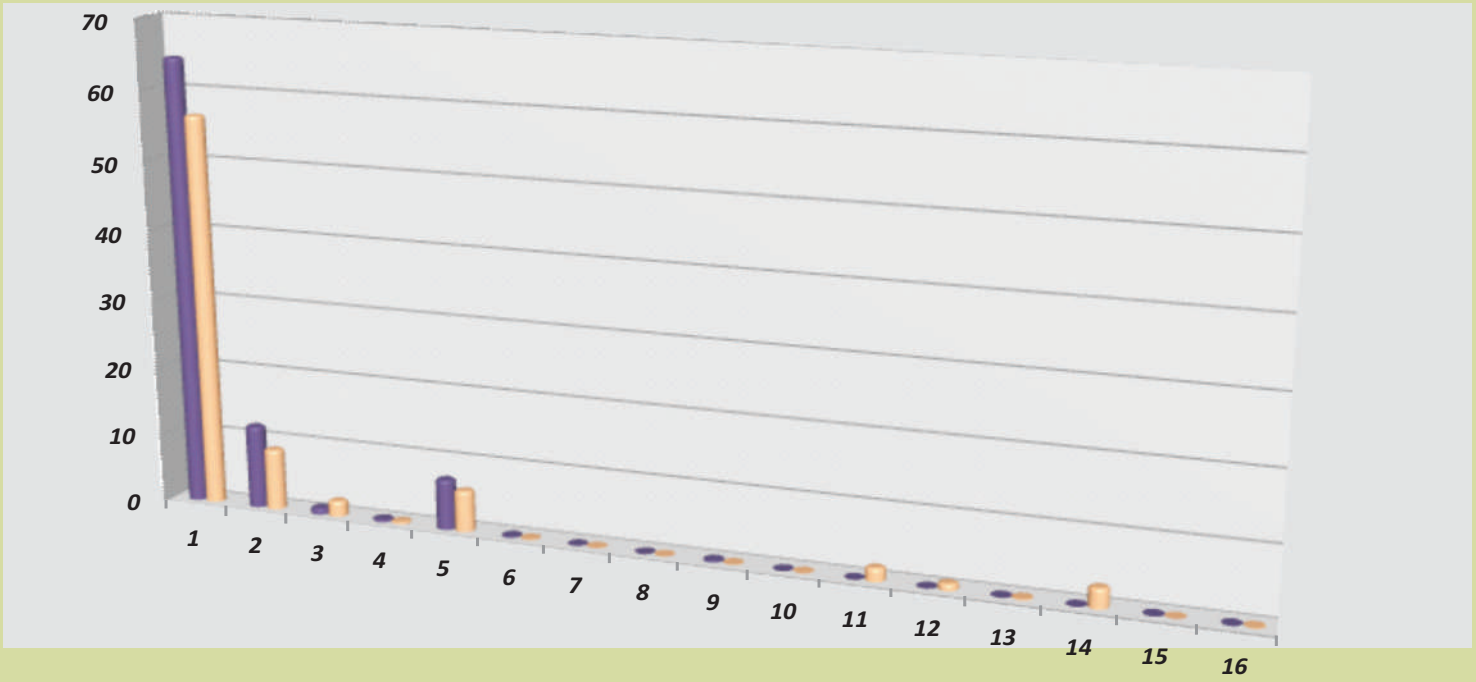

KEY

1. Statutory Allocations:FAAC
2. Value Added Tax Allocation
3. Share of Excess Crude oil Account
4. Personal Income Taxes For MDAs
5. Taxes Generated by BIR
6. Licences
7. Fees General
8. Fines
9. Sales General
10. Earnings
11. Repayments-General
12. Investment Income
13. Interest Earned
14. Re-imbursement
15. Proceeds from Aid and Grants

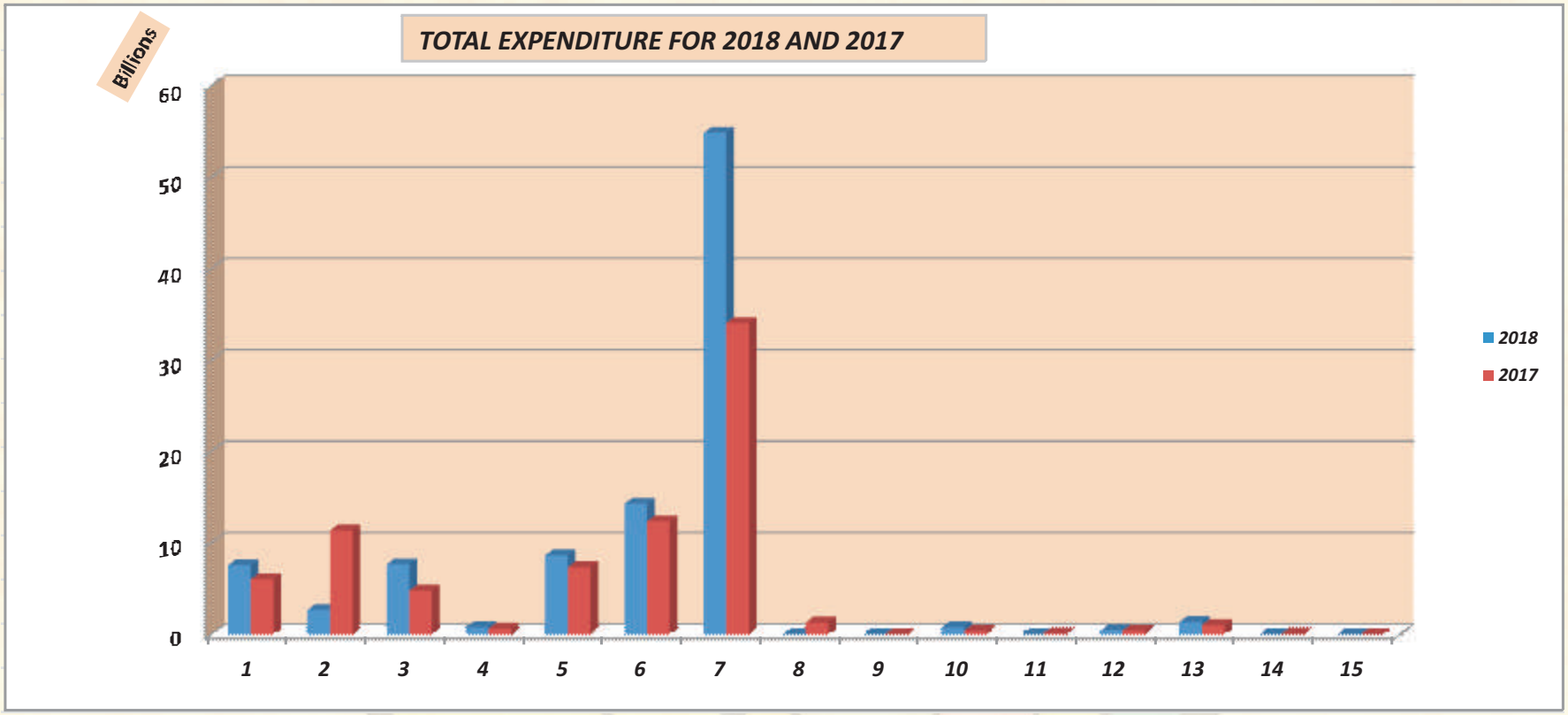

KEY

1. Personnel Costs (Including Salaries on CRF Charges)
2. States Govt Pension & Gratuity Payment
3. Overhead Charges to MDAs
4. Other CRF Charges (Incl. Service Wide Votes)
5. Public Debt Charges
6. Recurrent Grants & Subventions to MDAs
7. Capital Expenditure:Administrative Sector
8. Capital Expenditure: Economic Sector
9. Capital Expenditure: Law and Justice
10. Capital Expenditure: Social Service Sector
11. Capital Expenditure: Funded from Aid and Grants
12. Repayment of External Loans
13. Repayment of Internal Loan & Bonds
14. Deductions from Source: FAAC
15. Other Capital Payments: Financial Instruments

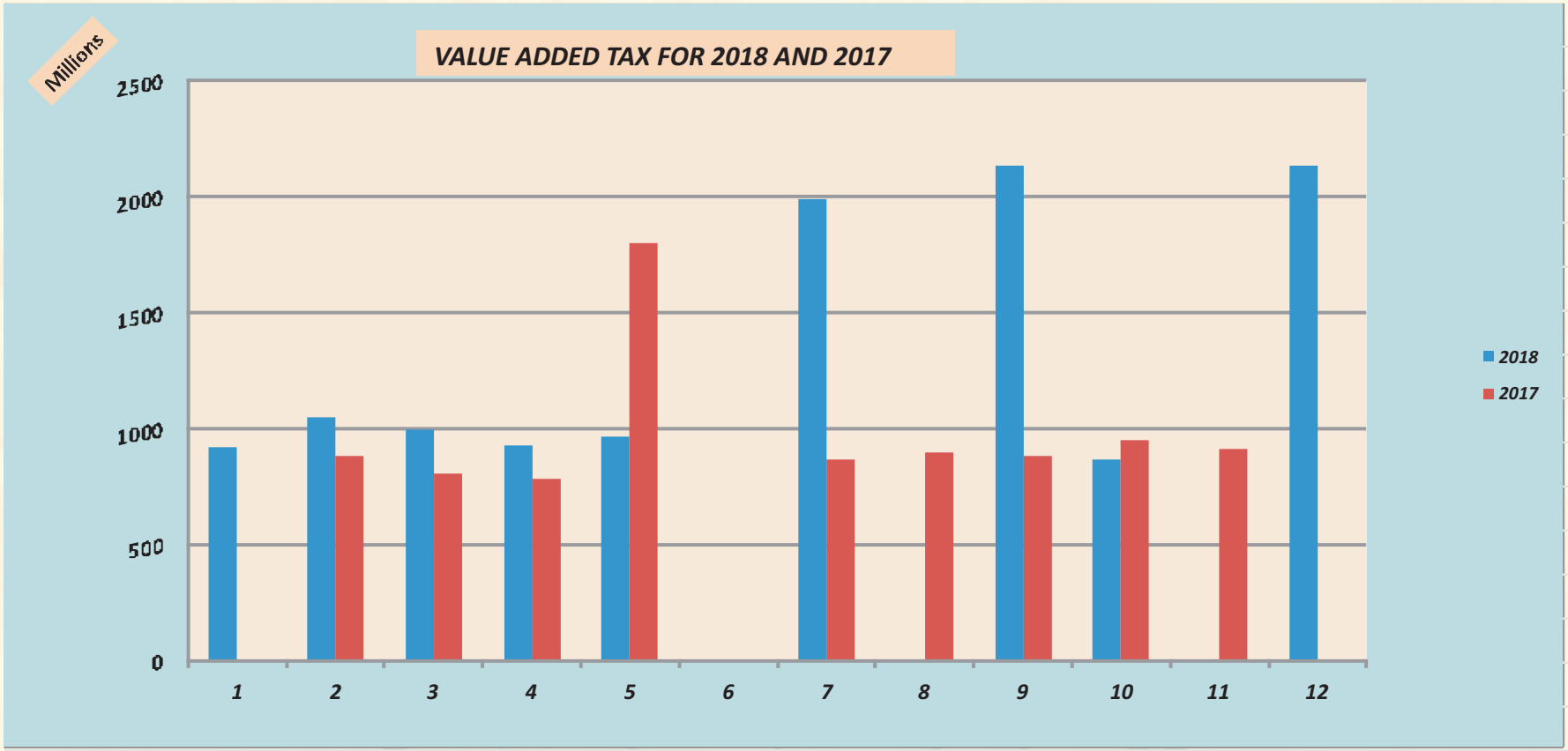

KEY

1. JANUARY
2. FEBRUARY
3. MARCH
4. APRIL
5. MAY
6. JUNE
7. JULY
8. AUGUST
9. SEPTEMBER
10. OCTOBER
11. NOVEMBER
12. DECEMBER

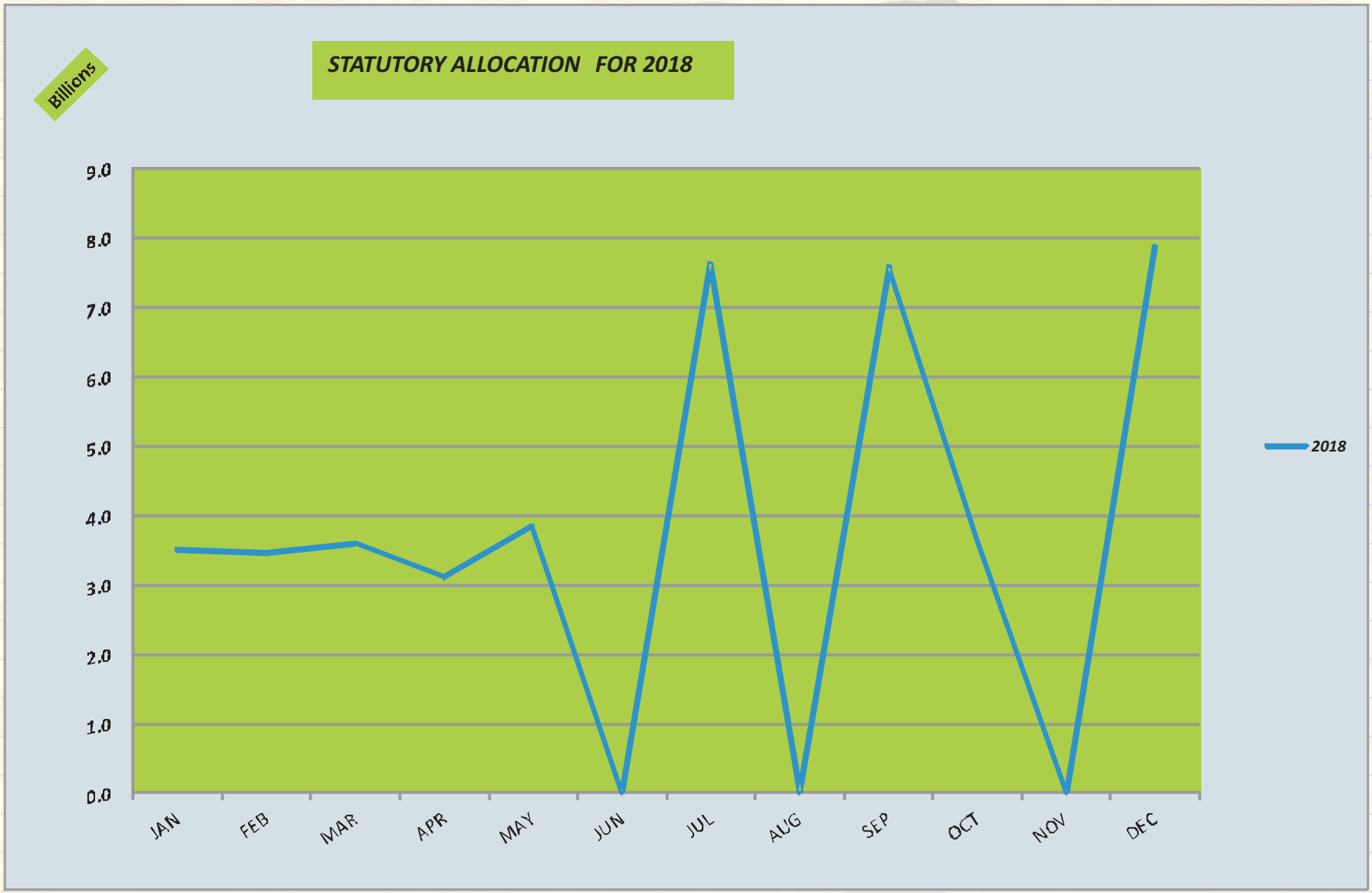
STATUTORY ALLOCATION FOR 2018
Billions
9.0
8.0
7.0
6.0
5.0
4.0
3.0
2.0
1.0
0.0
JAN
FEB
MAR
APR
MAY
JUN
JUL
AUG
SEP
OCT
NOV
DEC
2018

OVERHEAD COST FOR THE YEAR 2018

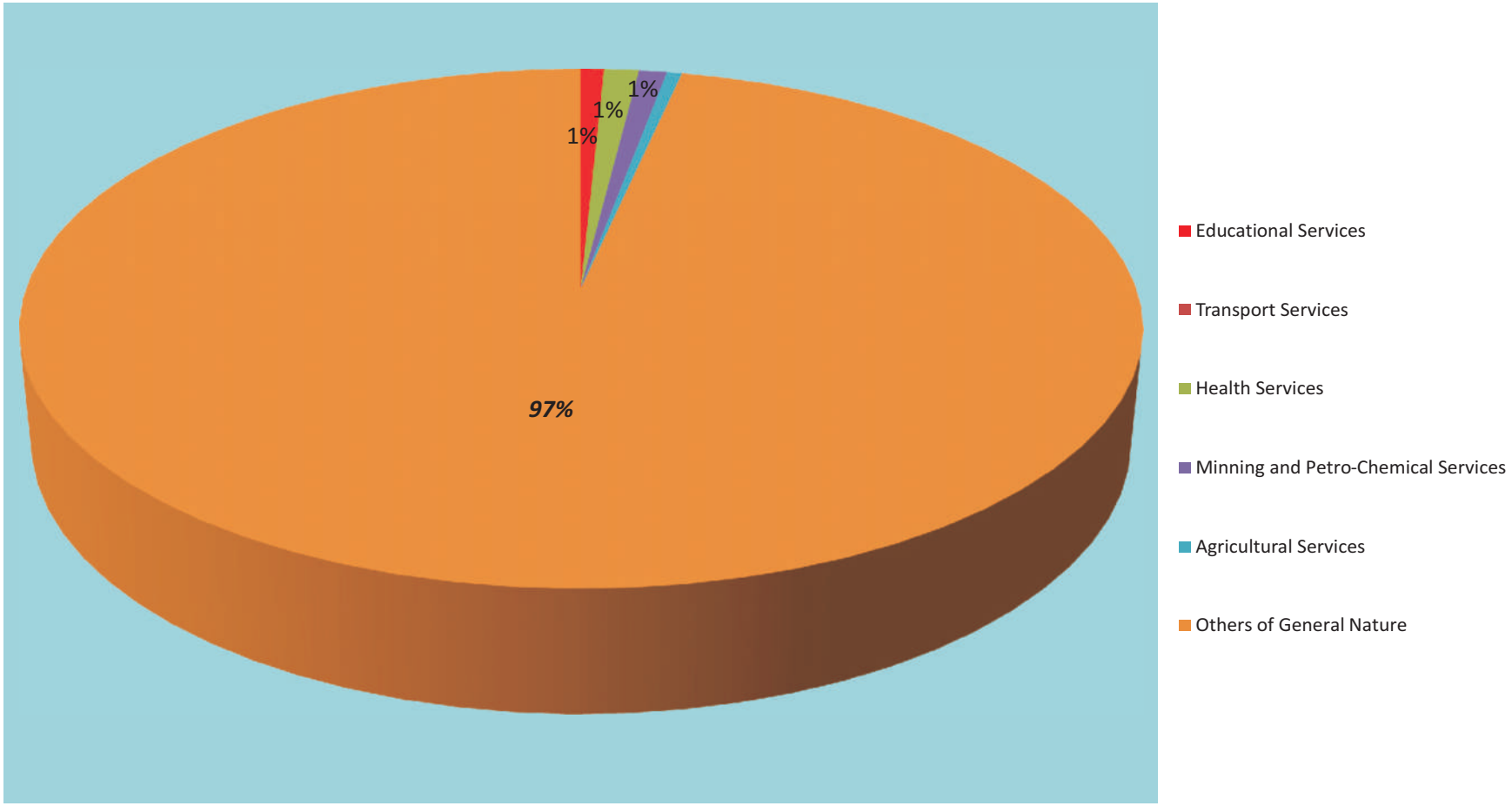

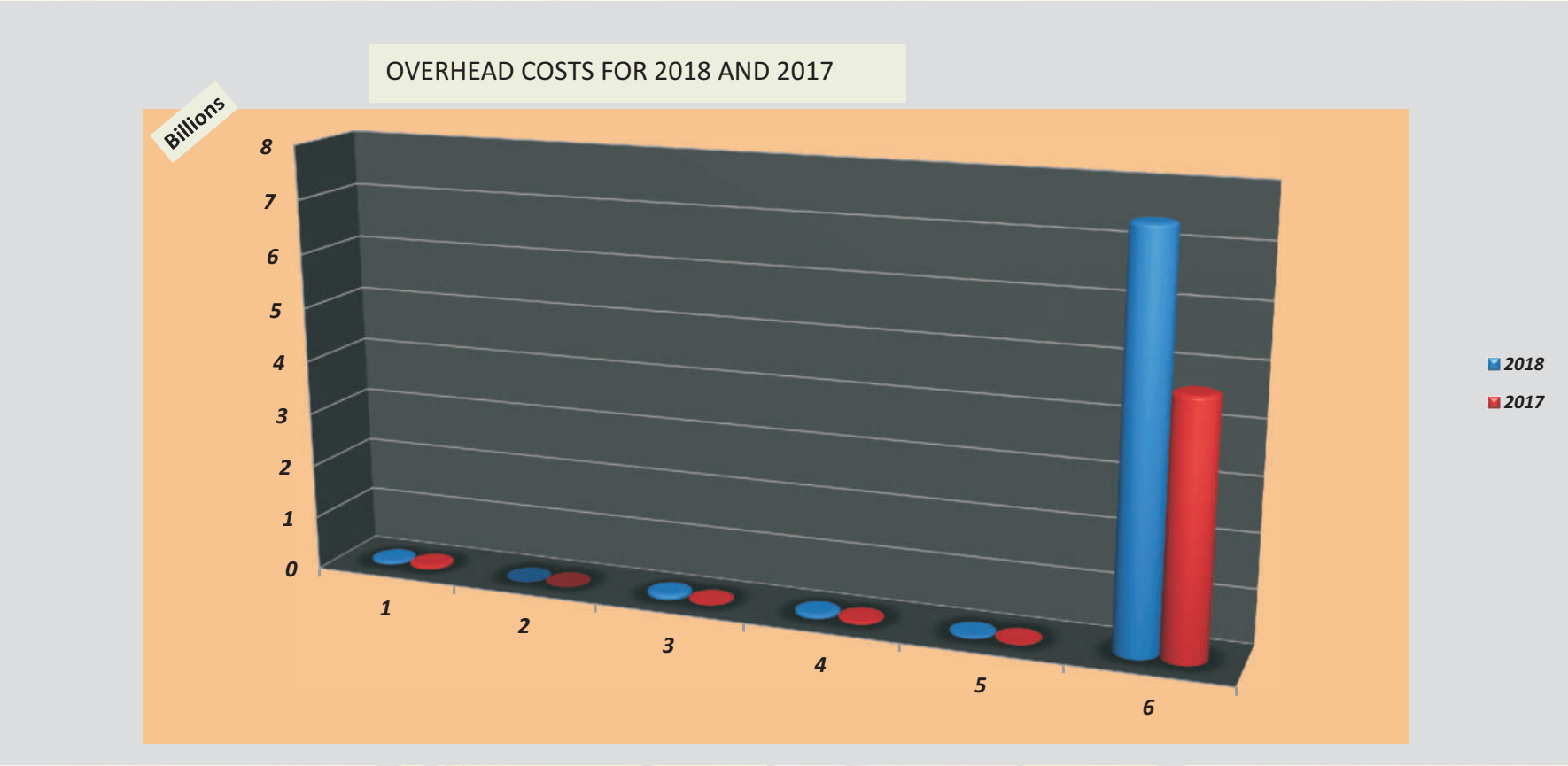

KEY

1. Education Services
2. Transport Services
3. Health Services
4. Minning and Petrochemical Services
5. Agricultural Services
6. Others of General Nature

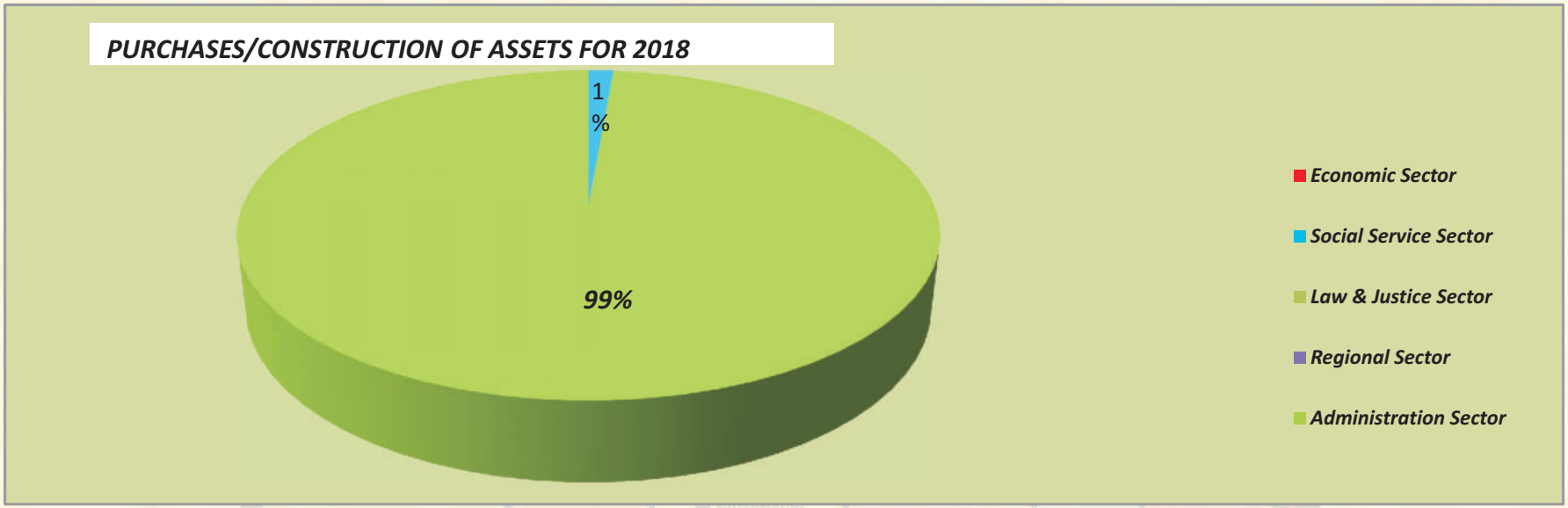
PURCHASES/CONSTRUCTION OF ASSETS FOR 2018
1 %
99%
Economic Sector
Social Service Sector
Law & Justice Sector
Regional Sector
Administration Sector

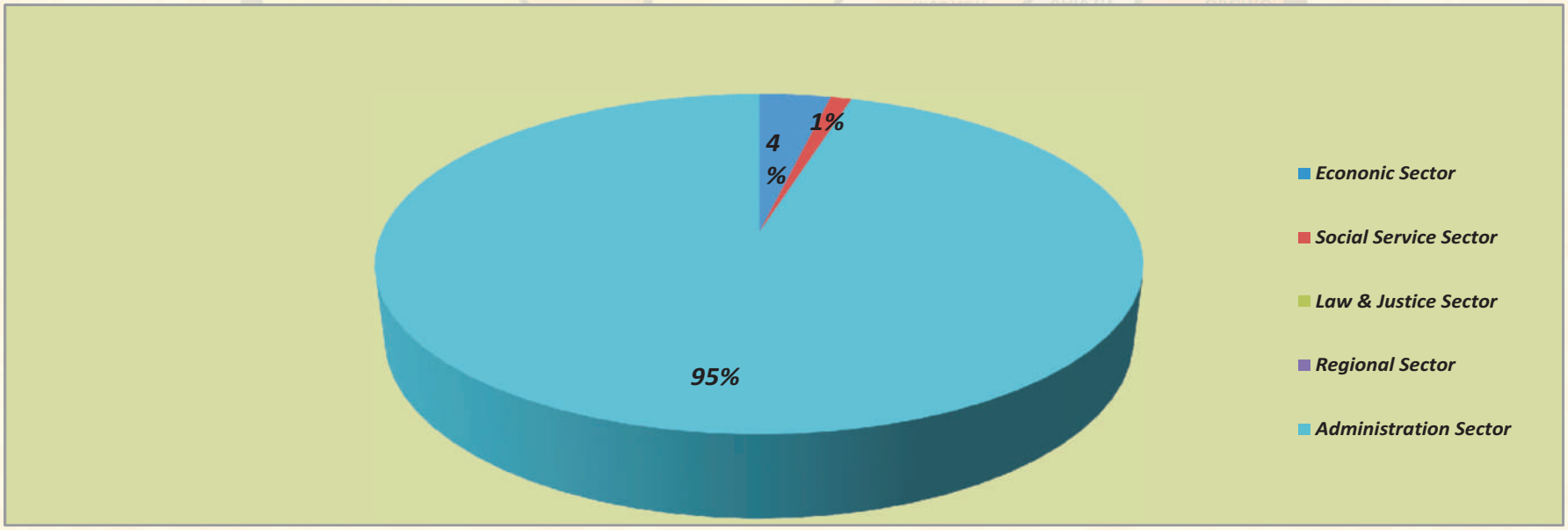
4 %
1%
95%
Econonic Sector
Social Service Sector
Law & Justice Sector
Regional Sector
Administration Sector

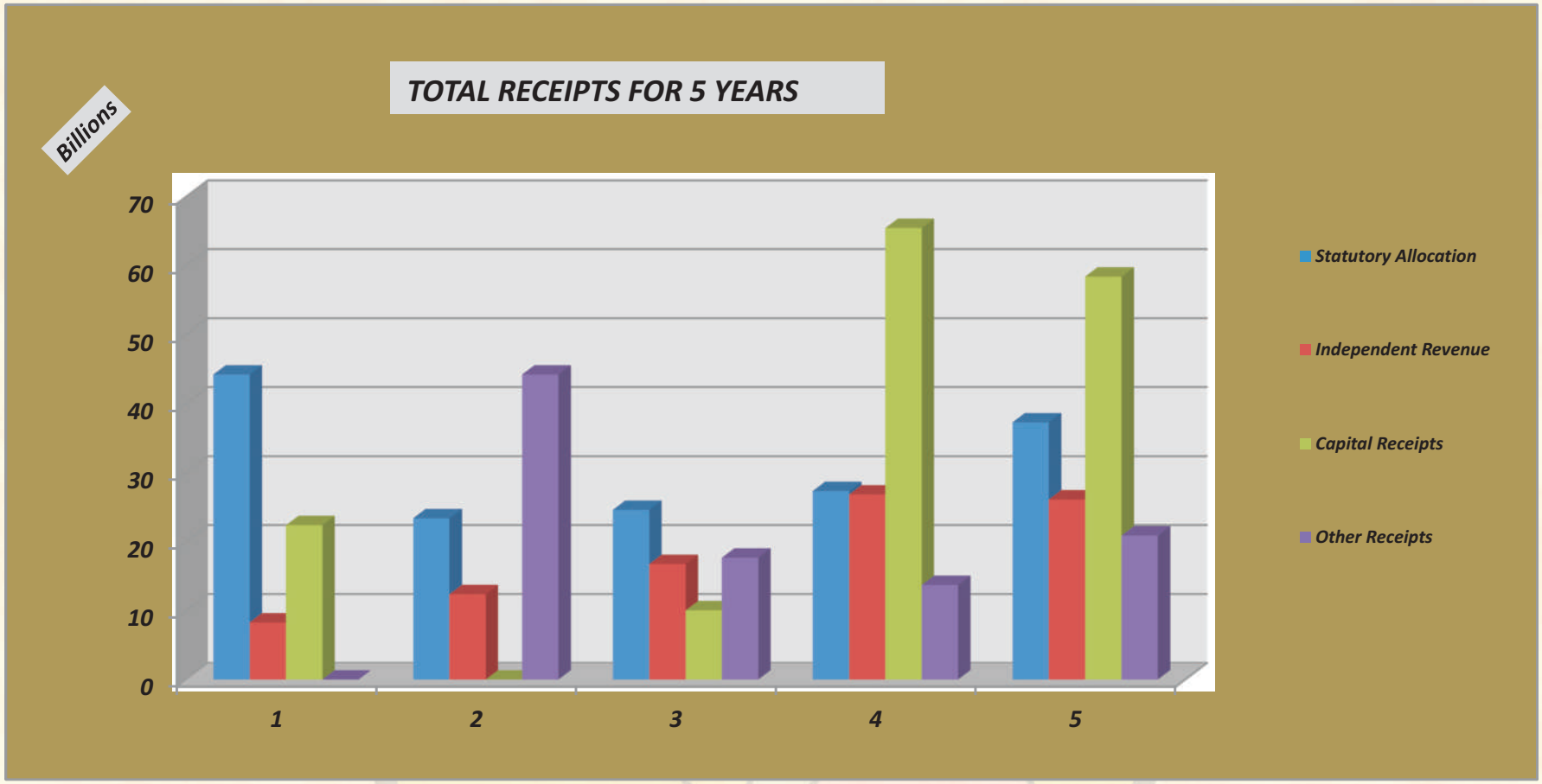

KEY

1. Statutory Allocations
2. Independent Revenue
3. Capital Receipts
4. Others Receipts

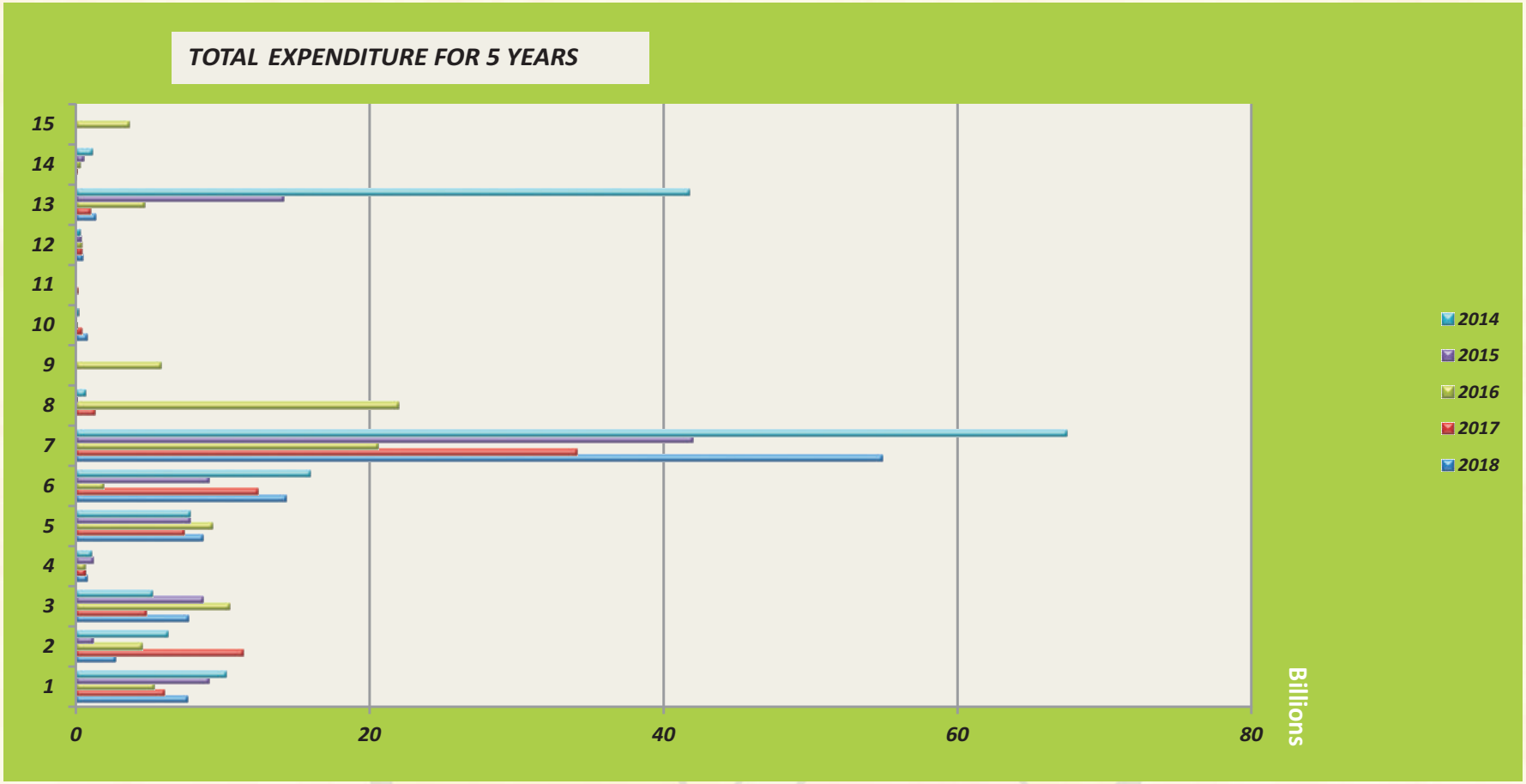

KEY

1. *Personnel Costs*
2. *States Govt Pension & Gratuity Payment*
3. *Overhead Charges to MDAs*
4. *Other CRF Charges*
5. *Public Debt Charges*
6. *Recurrent Grants & Subventions to MDAs*
7. *Capital Expenditure: Administrative Sector*
8. *Capital Expenditure: Economic Sector*
9. *Capital Expenditure: Law and Justice*
10. *Capital Expenditure: Social Service Sector*
11. *Capital Expenditure: Funded from Aid and Grants*
12. *Repayment of External Loans*
13. *Repayment of Internal Loan & Bonds*
14. *Deductions from Source: FAAC*
15. *Other Capital Payments:* Financial Instruments

STATEMENT OF ACCOUNTING POLICIES

The following are the significant accounting policies adopted by the Government of Imo State Government of Nigeria in the preparation of her 2018 Financial Statements:

1. BASIS OF ACCOUNTING

The Financial Statements have been prepared under the historical cost convention, using IPSAS Cash basis of accounting. The cash basis of accounting recognizes transactions and events only when cash or cash equivalents are received or paid.

2. ASSETS AND LIABILITIES

Assets are stated at their net values while Liabilities are recognized in full.

3. CASH AND CASH EQUIVALENTS

Cash and cash equivalents comprise of current account balances, and placements denominated in Naira and held with commercial banks in Nigeria. Cash equivalents are short term, highly liquid investments which are readily convertible to cash and so near its maturity dates as to present insignificant risks of changes in value.

4. INVESTMENTS

The State Government Shares held under the Ministry of Finance Incorporated (MOFI) are stated at cost as at December, 2018.

5. CONSOLIDATED REVENUE FUND

Consolidated Revenue Fund represents the aggregated balance of the revenue and expenditure account after all the recurrent revenue and expenditure for the year have been recognized.

6. CAPITAL DEVELOPMENT FUND

Capital Development Fund represents the aggregated balance after the capital receipts and expenditure for the year have been recognized. It also includes annual transfers from the Consolidated Revenue Fund.

7. STATUTORY ALLOCATION

Statutory allocation is made up of revenue collected on a monthly basis which represents the State's Share of the Federation account. The State's share in Federation account, excess crude receipts and refund from Paris club are all included in gross statutory allocation in the Financial Statements. Statutory allocations are recognized in the Financial Statements when received.

8. RECURRENT REVENUE AND EXPENDITURE

Recurrent revenue are revenue generated by the State from Taxes, Licences, Fees, Fines, Sales, Earnings, Rent of government properties including Land and Buildings, Income from Investments including Dividends, Interests and other incidental revenue. They are recognized in the financial statements when received. Recurrent expenditures are expenditure on Personnel, Pension and Gratuities, Salaries of statutory office holders, other Overheads and Public Debt Charges. They are recognized in the Financial Statements of the State when payments are made.

9. CAPITAL COSTS

Capital costs are recognized in their year of occurrence only.

10. FOREIGN CURRENCY

Transactions in foreign currencies are stated at their naira value as at December, 2018 in line with the Statement from the Federal Government's Debt Management Office (DMO).

RESPONSIBILITY FOR THE FINANCIAL STATEMENTS

These Financial Statements have been prepared in accordance with the provisions of the Finance (Control and Management) Act Cap 144LFN 1990. The Financial Statements are in compliance with Generally Accepted Accounting Principles (GAAP) and are presented in new format of General Purpose Financial Statement (GPFS) using International Public Sector Accounting Standards (IPSAS Cash).

To fulfil accounting and reporting responsibilities, the Accountant-General is responsible for establishing and maintaining an adequate system of internal controls designated to provide reasonable assurance that the transactions recorded are within statutory authority as well as properly recording the use of all public financial resources by the Government. Responsibility for the integrity and objectivity of the Financial Statements rest entirely with the Government and to the best of my knowledge, the system of internal control has been operated adequately throughout the reporting period. Therefore, these Financial Statements reflect the financial position of Imo State Government of Nigeria as at 31st December, 2018 and its operations for the year ended on that date.

I accept responsibility for the integrity of these Financial Statements, the information they contain and their compliance with the Finance (Control and Management) Act Cap 144LFN 1990.

In my opinion, these Financial Statements fairly reflect the financial position of the Imo State Government as at 31st December, 2018 and her operations for the year ended on that date.

.....

Igbo N. Donald
Accountant-General
Imo State.

AUDITOR-GENERAL'S CERTIFICATE

The Financial Statements of the Government of Imo State of Nigeria for the year ended 31st December, 2018 have been examined in accordance with the provisions of section 125 of the constitution of the Federal Republic of Nigeria 1999, chapter (1) section (1) of the Audit Act 1956 as amended, and in accordance with generally accepted auditing standards.

The audit includes examination of evidences supporting the accounts and disclose, disclosures in the Financial Statements. The audit also includes assessing compliance with International Public Sector Accounting Standards (IPSAS) Cash Basis and significant estimates made by Government as well as evaluating the overall Financial Statement presentation and disclosures.

The Financial Control and Management Act 1958 as amended and section 125 of the Federal Republic of Nigeria 1999 places a responsibility on the Accountant-General of the State to prepare and ensure that the Financial Statements fairly reflect the Financial Performance and Position of the State Government.

In my opinion, these Financial Statements fairly reflect the Financial Position of the State as at 31st December, 2018, the results of its operations and cash flows for the year ended 31st December, 2018.

Osuji, O. Ebenezer FCAI, CAN, ACTI
Auditor-General
Imo State

STATEMENT NO. 1
CASHFLOW STATEMENT AS AT 31st DECEMBER 2018

	NOTES	2018	2017
CashFlows from Operating Activities			
Receipts		₦	₦
Statutory Allocations:FAAC	1	64,416,521,566.71	56,449,499,776.68
Value Added Tax Allocation	2	11,997,818,438.24	8,800,798,276.02
Share of Excess Crude oil Account	3	924,757,711.90	2,256,026,529.38
Personal Income Taxes (MDA's)	4	391,068,932.69	320,054,262.24
Taxes Generated by the Board of Internal Revenue [BIR]	4	7,274,130,143.89	5,943,238,540.98
Licences	5	200,623,522.00	106,819,776.00
Fees General	6	79,600,200.00	39,981,408.18
Fines	7	41,284,454.00	17,134,889.22
Sales General	8	255,019,261.99	52,090,429.80
Earnings	9	-	42,619,442.57
Rent on Government Buildings	10	-	-
Repayments-General	11	-	1,906,500,000.00
Investment Income	12	25,319,867.04	956,700,000.00
Interest Earned	13	-	136,800,000.00
Re-imbursement	14	-	2,826,431,333.82
Total Receipts Carried Forward		**85,606,144,098.46**	**79,854,694,664.89**

STATEMENT NO. 1 (CONT'D)
CASHFLOW STATEMENT AS AT 31st DECEMBER 2018

	NOTES	₦ 2018	₦ 2017
Total Receipts Brought Forward		**85,606,144,098.46**	**79,854,694,664.89**
Payments:			
Personnel Costs	15	7,574,307,200.48	6,007,967,501.36
States Govt Pension & Gratuity Payment	16	2,656,305,683.61	11,360,411,286.43
Overhead Charges to MDAs	17	7,666,482,947.58	4,780,101,377.95
Other CRF Charges	18	758,317,310.36	612,129,390.35
Public Debt Charges	19	8,652,266,969.88	7,347,993,961.79
Recurrent Grants & Subventions to MDAs	20	14,288,729,649.50	12,343,476,290.38
Domestic Grants		-	-
Foreign Grants		-	-
Prior Year Adjustments		-	-
Total Payments:		**41,596,409,761.41**	**42,452,079,808.26**
Net CashFlows from Operating Activities		**44,009,734,337.05**	**37,402,614,856.64**
CashFlows from Investment Activities:			
OutFlow:			
Capital Expenditure:Administrative Sector	21	54,852,536,000.00	34,058,832,769.66
Capital Expenditure: Economic Sector	21	-	1,287,900,753.03
Capital Expenditure: Law and Justice	21	-	-
Capital Expenditure: Regional Development	21	-	-
Capital Expenditure: Social Service Sector	21	762,550,000.00	378,000,000.00
Capital Expenditure: Funded from Aid and Grants	22	-	105,557,780.95
Other Capital Payments: Financial Instruments	23	-	
Total OutFlow:		**55,615,086,000.00**	**35,830,291,303.64**
Net CashFlows from Investment Activities:		**(55,615,086,000.00)**	**(35,830,291,303.64)**

STATEMENT NO. 1 (CONT'D)
CASHFLOW STATEMENT AS AT 31st DECEMBER 2018

	NOTES	2018	2017
CashFlows from Financing Activities:		₦	₦
InFlow:			
Proceeds from Aid and Grants	22	-	4,892,188.26
Proceeds from External Loan	24	-	65,497,509.42
Funds received from JAAC	26	22,361,387,297.32	-
Other Capital Receipts		-	-
Total InFlow:		**22,361,387,297.32**	**70,389,697.68**
OutFlow:			
Repayment of External Loans	25	449,133,136.90	410,972,855.47
Repayment of Internal Loan & Bonds	26	1,341,012,423.56	1,007,841,814.20
Deductions from Source: FAAC	27	13,605,112.01	37,753,819.57
Total OutFlow:		**1,803,750,672.47**	**1,456,568,489.24**
Net CashFlows from Financing Activities:		**20,557,636,624.85**	**(1,386,178,791.56)**
Movement in Other Cash Equivalent Accounts			
(Increase)/ Decrease in Deposits		-	-
Net Cash		**8,952,284,961.90**	**186,144,761.43**
Cash & Its Equivalent Opening Balance		**2,791,028,693.09**	**2,604,883,931.66**
Cash & Its Equivalent Closing Balance		**11,743,313,654.99**	**2,791,028,693.09**

The Accompanying Notes form part of the Financial Statements

STATEMENT NO. 2

STATEMENT OF ASSETS AND LIABILITIES AS AT 31st DECEMBER 2018

	NOTES	2018	2017
		₦	₦
ASSETS			
Liquid Assets:			
CRF Bank Balance	28	8,807,485,241.24	2,093,271,519.82
Cash Held by Ministries, Department And Agencies	28	2,935,828,413.75	697,757,173.27
Sub-Total Liquid Assets:		**11,743,313,654.99**	**2,791,028,693.10**
Investments and Other Cash Assets:			
State Government Investments	23	70,110,274,418.90	70,110,274,418.90
Imprest (MDA Remittances)		-	58,541,342.04
Sub-Total Investments and Other Cash Assets:		**70,110,274,418.90**	**70,168,815,760.94**
Intangible Assets:			
Liabilities over Assets		40,273,164,868.73	19,643,381,789.82
Sub-Total Intangible Assets:		**40,273,164,868.73**	**19,643,381,789.82**
TOTAL ASSETS		**122,126,752,942.62**	**92,603,226,243.86**
LIABILITIES			
Fund Balances			
Consolidated Revenue Fund		6,802,112,604.74	2,596,128,940.16
Capital Development Fund		4,941,201,050.25	194,899,752.93
Sub-Total Fund Balances		**11,743,313,654.99**	**2,791,028,693.09**
External And Internal Loans:			
External Loans	24	17,488,330,598.48	17,937,463,735.37
Internal Loans & Bonds	26	70,451,138,145.11	71,792,150,568.67
JAAC Fund	26	22,361,387,297.32	-
Sub-Total External And Internal Loans:		**110,300,856,040.91**	**89,729,614,304.04**
Other Liabilities:			
PFMU Development Fund	22	82,583,246.73	82,583,246.73
Sub-Total Other Liabilities:		**82,583,246.73**	**82,583,246.73**
TOTAL LIABILITIES		**122,126,752,942.62**	**92,603,226,243.86**

The Accompanying Notes form part of the Financial Statements

STATEMENT NO. 3
STATEMENT OF CONSOLIDATED REVENUE FUND FOR THE YEAR ENDED 31st DECEMBER 2018

2017		NOTES	ACTUAL 2018	BUDGET 2018	VARIANCE
₦			₦	₦	₦
2,473,988,855.04	**Opening Balance**		**2,596,128,940.16**	**2,596,128,940.16**	**-**
	REVENUE				
	Statutory Allocation				
56,449,499,776.68	Share of FAAC:Statutory & Special Allocations	1	64,416,521,566.71	61,425,828,967.00	2,990,692,599.71
8,800,798,276.02	Value Added Tax Allocation	2	11,997,818,438.24	10,332,207,913.00	1,665,610,525.24
2,256,026,529.38	Share of Excess Crude oil Account	3	924,757,711.90	3,000,000,000.00	(2,075,242,288.10)
67,506,324,582.08	**Total Statutory Allocation**		**77,339,097,716.85**	**74,758,036,880.00**	**2,581,060,836.85**
	Independent Revenue				
320,054,262.24	Personal Income Taxes (MDA's)	4	391,068,932.69	22,430,505,371.00	(22,039,436,438.31)
5,943,238,540.98	Taxes Generated by the Board of Internal Revenue [BIR]	4	7,274,130,143.89	-	7,274,130,143.89
106,819,776.00	Licences	5	200,623,522.00	219,283,000.00	(18,659,478.00)
39,981,408.18	Fees General	6	79,600,200.00	751,594,846.50	(671,994,646.50)
17,134,889.22	Fines	7	41,284,454.00	751,594,846.50	(710,310,392.50)
52,090,429.80	Sales General	8	255,019,261.99	163,010,000.00	92,009,261.99
42,619,442.57	Earnings	9	-	163,010,000.00	(163,010,000.00)
-	Rent on Government Buildings	10	-	42,620,000.00	(42,620,000.00)
1,906,500,000.00	Repayments-General	11	-	-	-
956,700,000.00	Dividend Received	12	25,319,867.04	-	25,319,867.04
136,800,000.00	Interest Earned	13	-	-	-
2,826,431,333.82	Re-imbursement	14	-	-	-
12,348,370,082.81	**Total Independent Revenue**		**8,267,046,381.61**	**24,521,618,064.00**	**(16,254,571,682.39)**
79,854,694,664.89	**Total REVENUE**		**85,606,144,098.46**	**99,279,654,944.00**	**(13,673,510,845.54)**
82,328,683,519.94	**TOTAL AVAILABLE FUNDS CARRIED FORWARD**		**88,202,273,038.62**	**101,875,783,884.16**	**(13,673,510,845.54)**

STATEMENT NO. 3 (CONT'D)
STATEMENT OF CONSOLIDATED REVENUE FUND FOR THE YEAR ENDED 31st DECEMBER 2018

2017		NOTES	ACTUAL 2018	BUDGET 2018	VARIANCE
₦			₦	₦	₦
	TOTAL AVAILABLE FUNDS BROUGHT FORWARD		**88,202,273,038.62**	**101,875,783,884.16**	**(13,673,510,845.54)**
	EXPENDITURE				
	Operating Expenses				
6,007,967,501.36	Personnel Costs	15	7,574,307,200.48	10,876,192,280.00	3,301,885,079.52
11,360,411,286.43	Pension & Gratuity Payment	16	2,656,305,683.61	14,846,000,000.00	12,189,694,316.39
4,780,101,377.95	Overhead Charges to MDAs	17	7,666,482,947.58	14,435,161,051.00	6,768,678,103.42
612,129,390.35	Other CRF Charges	18	758,317,310.36	1,457,247,103.00	698,929,792.64
7,347,993,961.79	Public Debt Charges	19	8,652,266,969.88	-	(8,652,266,969.88)
12,343,476,290.38	Recurrent Grants & Subventions to MDAs	20	14,288,729,649.50	15,280,400,845.00	991,671,195.50
42,452,079,808.26	**Total Operating Expenses**		**41,596,409,761.41**	**56,895,001,279.00**	**15,298,591,517.59**
	Other Recurrent Expenditure				
410,972,855.47	Repayment of External Loans	25	449,133,136.90	-	(449,133,136.90)
1,007,841,814.20	Repayment of Internal Loan & Bonds	26	1,341,012,423.56	-	(1,341,012,423.56)
37,753,819.57	Deductions from Source: FAAC	27	13,605,112.01	-	(13,605,112.01)
1,456,568,489.24	**Total Other Recurrent Expenditure**		**1,803,750,672.47**	**-**	**(1,803,750,672.47)**
43,908,648,297.50	**Total EXPENDITURE**		**43,400,160,433.88**	**56,895,001,279.00**	**13,494,840,845.12**
38,420,035,222.44	**Operating Balance**		**44,802,112,604.74**	**44,980,782,605.16**	**(27,168,351,690.66)**
	APPROPRIATIONS/TRANSFERS:				
35,823,906,282.28	Transfer to Capital Development Fund		38,000,000,000.00	-	(38,000,000,000.00)
2,596,128,940.16	**Closing Balance**		**6,802,112,604.74**	**44,980,782,605.16**	**38,178,670,000.42**

The Accompanying Notes form part of the Financial Statements

STATEMENT NO. 4

STATEMENT OF CAPITAL DEVELOPMENT FUND AS AT 31st DECEMBER 2018

2017		NOTES	ACTUAL 2018	FINAL BUDGET 2018	VARIANCE 2018
₦			₦	₦	₦
130,895,076.61	**Opening Balance**		**194,899,752.93**	**194,899,752.93**	
	REVENUE				
35,823,906,282.28	Transfer from Consolidated Revenue Fund		38,000,000,000.00	-	38,000,000,000.00
4,892,188.26	Proceeds from Aid and Grants: PFMU Receipts	22	-		-
65,497,509.42	Proceeds from ExternaL Loan / Development Partners	24	-		-
-	Funds received from JAAC	26	22,361,387,297.32		22,361,387,297.32
-	Proceeds from Development Partners	29	-		-
	Proceeds from Loans - Development of Nat. Resources				
	Proceeds of Loans from Other Funds	29			
-	Other Capital Receipts		-		-
35,894,295,979.96	**Total REVENUE**		**60,361,387,297.32**	**0.00**	**60,361,387,297.32**
36,025,191,056.57			**60,556,287,050.25**	**194,899,752.93**	**60,361,387,297.32**
	CAPITAL EXPENDITURE				
34,058,832,769.66	Capital Expenditure:Administrative Sector	21	54,852,536,000.00	31,786,244,000.00	(23,066,292,000.00)
1,287,900,753.03	Capital Expenditure: Economic Sector	21	-	63,427,357,770.00	63,427,357,770.00
-	Capital Expenditure: Law and Justice	21	-	-	-
-	Capital Expenditure: Regional Development	21	-	-	-
378,000,000.00	Capital expenditure: Social Service Sector	21	762,550,000.00	25,509,894,096.00	24,747,344,096.00
105,557,780.95	Capital Expenditure: Funded from Aid and Grants	22	-	-	-
-	Other Capital Payments: Financial Instruments	23	-	-	-
35,830,291,303.64	**Total CAPITAL EXPENDITURE**		**55,615,086,000.00**	**120,723,495,866.00**	**65,108,409,866.00**
-	Transfer To CRF		-	-	-
194,899,752.93	**Closing Balance**		**4,941,201,050.25**	**-120,528,596,113.07**	**125,469,797,163.32**

The Accompanying Notes form part of the Financial Statements

Note 1 (a)
GOVERNMENT SHARE OF FAAC 2018

ACTUAL 2017	Description	ACTUAL 2018	BUDGET 2018	VARIANCE 2018
₦		₦	₦	₦
	GOVERNMENT SHARE OF FAAC (STATUTORY REVENUE)			
23,365,950,419.82	STATUTORY ALLOCATION	44,209,947,806.32	29,598,522,184.00	14,611,425,622.32
33,083,549,356.86	SPECIAL ALLOCATIONS	20,206,573,760.39	31,827,306,783.00	-11,620,733,022.61
56,449,499,776.68	**STATUTORY ALLOCATION**	**64,416,521,566.71**	**61,425,828,967.00**	**2,990,692,599.71**
	TOTAL	**64,416,521,566.71**	**61,425,828,967.00**	**2,990,692,599.71**

Note 1 (b)
STATUTORY ALLOCATION GROSS

ACTUAL 2017	MONTH	ACTUAL 2018	BUDGET 2018	VARIANCE 2018
₦		₦	₦	₦
-	JANUARY	3,497,866,328.94	2,466,543,515.33	1,031,322,814
1,470,806,254.01	FEBRUARY	3,467,900,285.59	2,466,543,515.33	1,001,356,770
1,852,277,809.74	MARCH	3,582,155,873.35	2,466,543,515.33	1,115,612,358
1,635,189,708.74	APRIL	3,092,772,544.53	2,466,543,515.33	626,229,029
3,629,002,484.23	MAY	3,842,663,336.01	2,466,543,515.33	1,376,119,821
-	JUNE	-	2,466,543,515.33	(2,466,543,515)
2,053,798,009.67	JULY	7,627,270,129.26	2,466,543,515.33	5,160,726,614
3,822,897,752.25	AUGUST	-	2,466,543,515.33	(2,466,543,515)
2,523,422,830.52	SEPTEMBER	7,575,252,863.44	2,466,543,515.33	5,108,709,348
3,624,248,348.58	OCTOBER	3,662,401,094.10	2,466,543,515.33	1,195,857,579
2,754,307,222.08	NOVEMBER	-	2,466,543,515.33	(2,466,543,515)
-	DECEMBER	7,861,665,351.10	2,466,543,515.33	5,395,121,836
23,365,950,419.82	**TOTAL**	**44,209,947,806.32**	**29,598,522,184.00**	**14,611,425,622.32**

Note 1 (c)
FAAC SPECIAL ALLOCATIONS

ACTUAL 2017	MONTH	13% Mineral Derivation	Exchange Rate Gain	ADDITIONAL FUND FROM NNPC	EXCESS BANK CHARGES RECOVERY	Paris Club Refund	TOTAL 2018
₦		₦	₦	₦	₦	₦	₦
2,251,925,667.19	JANUARY	341,074,243.36	234,456,451.73	-	#REF!	-	#REF!
2,975,358,062.01	FEBRUARY	624,892,080.98	-	-	-	-	624,892,080.98
2,834,621,290.13	MARCH	598,706,247.85	-	-	#REF!	-	#REF!
2,943,880,653.71	APRIL	231,130,231.53	557,369,093.38	-	-	-	788,499,324.91
3,687,160,075.20	MAY	379,606,286.00	-	-	#REF!	-	#REF!
2,251,925,667.19	JUNE	-	-	-	-	-	-
2,993,778,542.33	JULY	815,834,633.84	310,950,151.71	-	#REF!	-	#REF!
2,790,105,125.12	AUGUST	-	-	-	-	-	-
2,613,308,095.66	SEPTEMBER	1,053,219,115.45	185,464,291.50	92,864,881.65	-	12,700,708,906.12	14,032,257,194.72
2,509,821,509.29	OCTOBER	475,292,181.60	2,080,270.46	-	#REF!	-	#REF!
2,979,739,001.86	NOVEMBER	-	-	-	-	-	-
2,251,925,667.19	DECEMBER	1,479,869,530.99	15,104,381.79	-	-	-	1,494,973,912.78
33,083,549,356.86	**TOTAL**	**5,999,624,551.60**	**1,305,424,640.57**	**92,864,881.65**	**#REF!**	**12,700,708,906.12**	**#REF!**

Note 1 (d)
FAAC SPECIAL ALLOCATION: DETAILS

ACTUAL 2017	PARTICULARS	ACTUAL 2018	BUDGET 2018	VARIANCE
₦		₦	₦	₦
2,888,406,475.72	13% Mineral Derivation	5,999,624,551.60	3,612,190,654.00	2,387,433,897.60
-	Rural Electrification Refund	-	6,022,266,835.00	(6,022,266,835.00)
-	Ecological Fund/Refund	-	4,100,000,000.00	(4,100,000,000.00)
-	ADDITIONAL FUND FROM NNPC	92,864,881.65	-	92,864,881.65
3,172,034,874.88	Exchange Rate Gain	1,305,424,640.57	4,088,569,931.00	(2,783,145,290.43)
-	NLNG	-	-	-
-	Excess Bank Charge Recovery	107,950,780.45	4,279,363.00	103,671,417.45
27,023,108,006.26	Paris Club Refund	12,700,708,906.12	14,000,000,000.00	(1,299,291,093.88)
33,083,549,356.86	**TOTAL**	**20,206,573,760.39**	**31,827,306,783.00**	**(11,620,733,022.61)**

Note 2 (a)

Summary Of Value Added Tax Allocation For 2018

ACTUAL 2017	Description	ACTUAL 2018	BUDGET 2018	VARIANCE 2018
₦	GOVERNMENT SHARE OF VAT	₦	₦	₦
8,800,798,276.02	SHARE OF VAT	11,997,818,438.24	10,332,207,913.00	1,665,610,525.24
8,800,798,276.02	**GOVERNMENT SHARE OF VAT**	**11,997,818,438.24**	**10,332,207,913.00**	**1,665,610,525.24**
	TOTAL	**11,997,818,438.24**	**10,332,207,913.00**	**1,665,610,525.24**

Note 2 (b)

DETAILS OF VALUE ADDED TAX ALLOCATION

ACTUAL 2017	MONTH	ACTUAL 2018	BUDGET 2018	VARIANCE 2018
₦		₦	₦	₦
0.00	JANUARY	922,714,121.77	861,017,326.08	61,696,796
883,374,459.70	FEBRUARY	1,050,891,082.69	861,017,326.08	189,873,757
811,235,206.45	MARCH	997,252,272.73	861,017,326.08	136,234,947
784,913,945.21	APRIL	927,412,650.03	861,017,326.08	66,395,324
1,803,166,138.13	MAY	963,902,534.42	861,017,326.08	102,885,208
0.00	JUNE	0.00	861,017,326.08	(861,017,326)
867,632,300.46	JULY	1,990,880,868.63	861,017,326.08	1,129,863,543
899,156,366.41	AUGUST	-	861,017,326.08	(861,017,326)
886,607,334.66	SEPTEMBER	2,135,381,206.17	861,017,326.08	1,274,363,880
950,722,943.03	OCTOBER	871,317,517.06	861,017,326.08	10,300,191
913,989,581.97	NOVEMBER	-	861,017,326.08	(861,017,326)
-	DECEMBER	2,138,066,184.74	861,017,326.08	1,277,048,859
8,800,798,276.02	**TOTAL**	**11,997,818,438.24**	**10,332,207,913.00**	**1,665,610,525**

Note 3

Schedule of Share of Excess Crude Oil Account For 2018

₦		₦	₦	₦
ACTUAL 2017	**Description**	**ACTUAL 2018**	**BUDGET 2018**	**VARIANCE 2018**
	GOVERNMENT SHARE OF EXCESS CRUDE ACCOUNT			
2,135,339,115.40	EXCESS CRUDE	924,757,711.90	3,000,000,000.00	-2,075,242,288.10
2,135,339,115.40	**SHARE OF EXCESS CRUDE A/C**	**924,757,711.90**	**3,000,000,000.00**	**-2,075,242,288.10**
	TOTAL	**924,757,711.90**	**3,000,000,000.00**	**-2,075,242,288.10**

ACTUAL 2017	MONTH	ACTUAL 2018	BUDGET 2018	VARIANCE 2018
₦		₦	₦	₦
-	JANUARY	-	250,000,000.00	(250,000,000.00)
845,492,536.97	FEBRUARY	-	250,000,000.00	(250,000,000.00)
466,401,512.17	MARCH	-	250,000,000.00	(250,000,000.00)
477,178,813.45	APRIL	-	250,000,000.00	(250,000,000.00)
357,061,595.45	MAY	-	250,000,000.00	(250,000,000.00)
-	JUNE	-	250,000,000.00	(250,000,000.00)
-	JULY	-	250,000,000.00	(250,000,000.00)
109,892,071.34	AUGUST	-	250,000,000.00	(250,000,000.00)
-	SEPTEMBER	-	250,000,000.00	(250,000,000.00)
-	OCTOBER	377,555,294.10	250,000,000.00	127,555,294.10
-	NOVEMBER	-	250,000,000.00	(250,000,000.00)
-	DECEMBER	547,202,417.80	250,000,000.00	297,202,417.80
2,256,026,529.38	**TOTAL**	**924,757,711.90**	**3,000,000,000.00**	**-2,075,242,288.10**

Note 4a
Schedule Of Personal Income Taxes For 2018

	PERSONAL INCOME TAXES					
ACTUAL 2017	TAXES	ACTUAL 2018 FOR MDAS	ACTUAL 2018 OTHERS	ACTUAL TOTAL 2018	BUDGET 2018	VARIANCE
₦	Description	₦	₦	₦	₦	₦
	TAXES					
67,421,788.00	MINISTRY OF AGRICULTURE & ENVIRONMENT	4,712,789.77	0.00	4,712,789.77	0.00	4,712,789.77
0.00	MINISTRY OF NON-FORMAL SECTOR & MARKET DEV.	3,812,098.45	0.00	3,812,098.45	0.00	3,812,098.45
448,835.26	MINISTRY OF LANDS, SURVEY,HOUSING & URBAN DEV	6,622,342.53	0.00	6,622,342.53	0.00	6,622,342.53
1,122,088.14	MINISTRY OF PUBLIC UTILITIES	3,653,364.50	0.00	3,653,364.50	0.00	3,653,364.50
168,313,221.04	MINISTRY OF WORKS	4,297,161.66	0.00	4,297,161.66	241,500,000.00	-237,202,838.34
-	MINISTRY OF HOUSING	872,210.40	0.00	872,210.40	0.00	872,210.40
-	MINISTRY OF AGRIC. AND FOOD SECURITY	11,131,722.91	0.00	11,131,722.91	72,100,000.00	-60,968,277.09
-	MINISTRY OF INFORMATION ORIENTATION AGENCY	3,004,520.05	0.00	3,004,520.05	2,500,000.00	504,520.05
-	MINISTRY OF TOURISM	569,640.43	0.00	569,640.43	0.00	569,640.43
-	MINISTRY OF TRANSPORT	443,538.87	0.00	443,538.87	0.00	443,538.87
-	MINISTRY OF TRADE AND INVESTMENT	3,378,748.00	0.00	3,378,748.00	0.00	3,378,748.00
237,305,932.43	**TOTAL ECONOMIC SECTOR**	**42,498,137.57**	**0.00**	**42,498,137.57**	**316,100,000.00**	**-273,601,862.43**
-	MINISTRY OF BASIC AND SECONDARY EDUCATION	5,202,158.68	0.00	5,202,158.68	0.00	5,202,158.68
4,623,003.14	MINISTRY OF TALENT AND YOUTHS, DEVELOPMENT	2,409,625.19	0.00	2,409,625.19	0.00	2,409,625.19
-	MINISTRY OF HEALTH	23,052,196.04	0.00	23,052,196.04	4,000,000.00	19,052,196.04
-	MINISTRY OF GENDER/SOCIAL DEVELOPMENT	2,951,280.77	0.00	2,951,280.77	0.00	2,951,280.77
-	MINISTRY OF TERTIARY EDUCATION	775,580.80	0.00	775,580.80	0.00	775,580.80
-	MINISTRY OF SCIENCE, TECH. & VOCATIONAL EDU.	598,317.59	0.00	598,317.59	0.00	598,317.59
-	MINISTRY OF SPORTS	732,386.46	0.00	732,386.46	18,600,000.00	-17,867,613.54
-	MINISTRY OF PUBLIC SAFETY	1,037,700.00	0.00	1,037,700.00	0.00	1,037,700.00
-	MINISTRY OF RURAL DEVELOPMENT & RURAL LANDS	383,603.00	0.00	383,603.00	0.00	383,603.00
-	MINISTRY OF LABOUR, EMPOWERMENT & POVERTY ALLEV.	317,745.63	0.00	317,745.63	0.00	317,745.63
4,623,003.14	**TOTAL SOCIAL SERVICE SECTOR**	**37,460,594.16**	**0.00**	**37,460,594.16**	**22,600,000.00**	**14,860,594.16**

Note 4a (CONT'D)
Schedule Of Personal Income Taxes For 2018

ACTUAL 2017	TAXES	ACTUAL 2018 FOR MDAS	ACTUAL 2018 OTHERS	ACTUAL TOTAL 2018	BUDGET 2018	VARIANCE
₦	Description	₦		₦	₦	₦
1,645,763,873.26	OFFICE OF THE EXECUTIVE GOVERNOR	96,409,593.40	1,949,466,878.56	2,045,876,471.96	1,742,434,162.00	303,442,309.96
12,836,688.32	OFFICE OF THE DEPUTY GOVERNOR	2,983,098.93	0.00	2,983,098.93	0.00	2,983,098.93
12,268,193.59	MINISTRY OF LOCAL GOVERNMENT& RURAL DEVELOPMENT	2,358,221.52	0.00	2,358,221.52	210,000,000.00	-207,641,778.48
-	IMO STATE PLANNING & ECONOMIC DEVT COMM	2,167,829.36	0.00	2,167,829.36	0.00	2,167,829.36
-	OFFICE OF THE SECRETARY TO THE STATE GOVERNMENT	5,755,453.61	0.00	5,755,453.61	0.00	5,755,453.61
-	OFFICE OF THE HEAD OF SERVICE	4,392,031.67	0.00	4,392,031.67	50,000.00	4,342,031.67
11,220,881.40	MINISTRY OF FINANCE	5,710,839.63	0.00	5,710,839.63	26,750,000.00	-21,039,160.37
4,309,177,526.86	BOARD OF INTERNAL REVENUE	1,106,332.40	5,324,663,265.33	5,325,769,597.73	20,066,081,439.00	-14,740,311,841.27
-	MINISTRY OF JUSTICE	23,208,034.83	0.00	23,208,034.83	100,000.00	23,108,034.83
-	OFFICE OF THE AUDITOR GENERAL -STATE	2,403,566.49	0.00	2,403,566.49	0.00	2,403,566.49
-	OFFICE OF THE AUDITOR GENERAL -LOCAL GOVT	2,076,584.28	0.00	2,076,584.28	0.00	2,076,584.28
-	CIVIL SERVICE COMMISSION	1,752,645.61	0.00	1,752,645.61	0.00	1,752,645.61
-	JUDICIARY- HIGH COURT	50,532,869.73	0.00	50,532,869.73	0.00	50,532,869.73
-	JUDICIARY- CUSTOMARY COURT OF APPEAL	49,215,269.63	0.00	49,215,269.63	0.00	49,215,269.63
448,835.26	JUDICIAL SERVICE COMMISSION	4,046,392.17	0.00	4,046,392.17	0.00	4,046,392.17
1,122,088.14	LOCAL GOVERNMENT SERVICE COMMISSION	915,978.33	0.00	915,978.33	550,000.00	365,978.33
14,148,016.63	LEGISLATURE	45,214,294.95	0.00	45,214,294.95	30,918,750.00	14,295,544.95
239,453.61	HOUSE OF ASSEMBLY SERVICE COMMISSION	2,691,074.01	0.00	2,691,074.01	2,000,000.00	691,074.01
2,917,429.16	IMO STATE INDEPENDENT ELECTORAL COMMISSION	2,484,476.46	0.00	2,484,476.46	5,283,500.00	-2,799,023.54
2,244,176.28	MINISTRY OF COMMUNITY GOVT COUNCIL,CULTURE AND CHIEFTAINCY AFFAIRS	2,741,087.31	0.00	2,741,087.31	3,000,000.00	-258,912.69
8,976,705.12	MINISTRY OF INTERNAL RESOURCES & PENSIONS	1,457,205.06	0.00	1,457,205.06	4,637,520.00	-3,180,314.94
-	LAGOS LIAISON OFFICE	325,896.26	0.00	325,896.26	0.00	325,896.26
-	ABUJA LIAISON OFFICE	337,045.61	0.00	337,045.61	0.00	337,045.61
-	LOCAL GOVERNMENT PENSION BOARD	204,190.49	0.00	204,190.49	0.00	204,190.49
-	MINISTRY OF NIGER DELTA AFFAIRS	493,051.60	0.00	493,051.60	0.00	493,051.60
-	MINISTRY OF INTER-GOVT. AFFAIRS & DONOR AGENCIES	127,137.62	0.00	127,137.62	0.00	127,137.62
6,021,363,867.65	**TOTAL GENERAL ADMINISTRATION**	**311,110,200.96**	**7,274,130,143.89**	**7,585,240,344.85**	**22,091,805,371.00**	**-14,506,565,026.15**
6,263,292,803.22	**GRAND TOTAL**	**391,068,932.69**	**7,274,130,143.89**	**7,665,199,076.58**	**22,430,505,371.00**	**-14,765,306,294.42**

Note 4b

Monthly Schedule of Personal Income Taxes for 2018

S/N	DESCRIPTION	JAN ₦	FEB ₦	MAR ₦	APR ₦	MAY ₦	JUN ₦	SUB TOTAL C/F ₦
1	Ministry of Agriculture & Environment	1,007,507.29	972,972.36	167,281.75	150,285.69	241,884.06	235,441.46	2,775,372.61
2	Ministry of Non Formal Sector & Market Dev.	404,292.60	404,292.60	400,978.00	134,258.00	173,665.48	173,664.48	1,691,151.16
3	Ministry of Lands, Survey, Housing and Urban Dev.	427,428.17	420,688.68	371,221.21	392,940.48	501,340.15	525,774.72	2,639,393.41
4	Ministry of Public Utilities	436,636.78	438,718.84	280,969.94	249,115.51	326,097.07	283,587.24	2,015,125.38
5	Ministry of Works	327,411.15	327,221.70	327,088.23	301,510.85	368,163.70	370,577.26	2,021,972.89
6	Ministry of Housing	-	-	48,998.26	50,018.92	73,192.54	76,209.19	248,418.91
7	Ministry of Agric. And Food Security	-	-	735,869.09	894,121.80	1,192,745.73	1,138,030.02	3,960,766.64
8	Ministry of Information & Orientation Agency	-	-	120,314.98	258,246.19	330,804.57	332,229.92	1,041,595.66
9	Ministry of Tourism	-	-	4,210.53	4,358.85	7,098.24	39,779.98	55,447.60
10	Ministry of Transport	-	-	-	24,187.36	35,508.10	38,821.73	98,517.19
11	Ministry of Trade and Investment	-	-	-	320,138.00	393,530.00	393,530.00	1,107,198.00
	Total Economic Sector	**2,603,275.99**	**2,563,894.18**	**2,456,931.99**	**2,779,181.65**	**3,644,029.64**	**3,607,646.00**	**17,654,959.45**
12	Ministry of Basic and Secondary Education	389,913.50	305,199.03	306,069.62	363,838.78	495,215.53	493,386.59	2,353,623.05
13	Ministry of Talent & Youths, Development	176,305.39	175,199.06	85,307.49	196,865.03	225,907.83	227,619.86	1,087,204.66
14	Ministry of Health	2,547,080.09	1,613,167.68	1,595,101.29	1,583,026.70	1,950,857.24	1,940,836.44	11,230,069.44
15	Ministry of Gender/Social Development	-	184,710.20	184,709.31	229,977.63	314,479.10	315,587.05	1,229,463.29
16	Ministry of Tertiary Education	-	43,177.95	42,094.28	53,247.03	62,247.06	62,247.06	263,013.38
17	Ministry of Science, Tech. & Vocational Edu.	-	34,236.64	33,439.65	48,644.85	64,995.01	67,593.61	248,909.76
18	Ministry of Sports	-	-	25,367.33	42,414.16	43,708.11	43,708.11	155,197.71
19	Ministry of Public Safety	-	-	60,038.75	71,116.37	99,834.91	96,526.32	327,516.35
20	Ministry of Rural Development & Rural Lands	-	-	-	25,014.00	43,066.00	41,855.00	109,935.00
21	Ministry of Labour, Empowerment & Poverty Allev.	-	-	-	-	11,254.25	15,780.20	27,034.45
		3,113,298.98	**2,355,690.56**	**2,332,127.72**	**2,614,144.55**	**3,311,565.04**	**3,305,140.24**	**17,031,967.09**
22	Office of the Excutive Governor	8,302,204.31	8,767,567.89	8,557,273.04	8,227,288.29	8,332,208.39	8,121,340.07	50,307,881.99
23	Office of the Deputy Governor	321,411.06	321,866.70	323,641.25	349,899.30	362,384.66	357,351.58	2,036,554.55
24	Office of the State Auditor-General	174,737.40	174,737.40	174,737.40	214,822.74	264,394.35	265,631.52	1,269,060.81
25	Imo State Planning & Economic Devt. Comm.	201,733.98	190,181.84	185,055.44	184,147.63	180,150.28	172,556.70	1,113,825.87
26	Office of the Secretary to the State Govt.	409,438.57	409,209.75	418,819.04	464,251.35	484,901.43	485,294.57	2,671,914.71
27	Board of Internal Revenue	78,944.38	84,685.31	73,901.11	71,651.97	96,709.28	97,148.81	503,040.86
28	Office of the Auditor-General Local Govt.	156,005.31	156,005.31	156,005.31	156,005.31	181,570.38	181,570.38	987,162.00
29	Ministry of Local Government & Rural Development	167,125.62	157,075.02	161,391.50	505,174.68	179,848.63	176,944.17	1,347,559.62
30	Civil Service Commission	130,093.10	135,916.09	135,916.09	134,277.89	131,730.42	147,887.72	815,821.31
31	Imo House of Assembly Service Comm.	172,195.21	172,195.21	172,195.21	204,189.32	251,379.21	251,480.53	1,223,634.69
32	Office of the Head of Service	330,966.27	331,006.24	330,701.58	377,610.29	382,236.65	385,185.03	2,137,706.06
33	Ministry of Finance	411,428.32	403,276.76	421,004.17	400,535.69	504,562.56	474,569.92	2,615,377.42
34	Imo State Independent Electoral Comm.	151,679.52	151,679.52	151,679.52	176,706.76	179,502.24	179,502.24	990,749.80
35	Imo House of Assembly	3,701,892.64	3,701,892.64	3,702,355.70	3,713,590.51	3,799,662.01	3,799,662.01	22,419,055.51
36	Ministry of Internal Resources & Pensions	109,644.88	107,360.60	107,482.44	107,808.04	122,899.75	123,580.03	678,775.74
37	Lagos Liaison Office	30,015.74	22,866.80	22,866.80	26,864.56	27,789.78	27,949.78	158,353.46
38	Abuja Liaison Office	26,938.27	24,914.93	24,914.93	7,496.52	29,978.98	29,978.98	144,222.61
39	High Court	4,074,744.48	4,072,849.06	3,972,070.33	3,933,727.22	3,933,727.22	3,867,477.12	23,854,595.43
40	Customary Court of Appeal	3,706,356.21	3,700,556.70	3,690,039.13	3,244,464.56	3,244,464.56	3,242,775.23	20,828,656.39
41	Ministry of Justice	1,597,038.53	1,650,612.79	1,610,000.48	1,878,066.40	2,068,968.69	2,068,621.66	10,873,308.55
42	Local Government Service Commission	66,384.66	65,950.64	65,950.64	64,323.80	81,454.88	80,269.91	424,334.53
43	Judicial Service Commission	293,614.96	293,614.82	290,214.59	290,213.59	290,214.59	290,917.73	1,748,790.28
44	Local Government Pension Board	11,034.70	11,034.70	11,034.70	11,034.64	18,183.33	18,183.33	80,505.40
45	Ministry of Community Government	227,028.26	226,654.93	197,719.39	193,569.74	237,551.89	237,675.09	1,320,199.30
46	Ministry of Niger Delta Affairs	-	-	48,340.71	59,866.48	49,491.58	45,390.50	203,089.27
47	Ministry of Inter-Govt. Affairs & Donor Agencies	-	-	-	-	13,201.77	13,201.77	26,403.54
	Total General Administration	**24,852,656.38**	**25,333,711.65**	**25,005,310.50**	**24,997,587.28**	**25,449,167.51**	**25,142,146.38**	**150,780,579.70**
	Grand Total	**30,569,231.35**	**30,253,296.39**	**29,794,370.21**	**30,390,913.48**	**32,404,762.19**	**32,054,932.62**	**185,467,506.24**

Note 4b Cont'd.
Monthly Schedule of Personal Income Taxes for 2018

S/N	DESCRIPTION	SUB TOTAL B/F ₦	JUL ₦	AUG ₦	SEP ₦	OCT ₦	NOV ₦	DEC ₦	ACTUAL 2018 ₦
1	Ministry of Agriculture & Environment	2,775,372.61	243,769.98	248,435.20	246,690.12	341,626.61	307,452.29	549,442.96	4,712,789.77
2	Ministry of Non Formal Sector & Market Dev.	1,691,151.16	178,619.37	178,619.37	178,619.37	282,090.44	251,297.37	1,051,701.37	3,812,098.45
3	Ministry of Lands, Survey, Housing and Urban Dev.	2,639,393.41	586,582.82	553,128.94	507,769.79	503,684.04	871,035.59	960,747.94	6,622,342.53
4	Ministry of Public Utilities	2,015,125.38	282,157.00	279,603.06	269,453.80	269,950.80	271,866.40	265,208.06	3,653,364.50
5	Ministry of Works	2,021,972.89	390,702.26	395,326.85	391,444.94	369,244.86	364,234.93	364,234.93	4,297,161.66
6	Ministry of Housing	248,418.91	78,969.75	78,969.75	76,618.31	137,408.90	125,912.39	125,912.39	872,210.40
7	Ministry of Agric. And Food Security	3,960,766.64	1,292,612.28	1,277,876.51	1,271,338.79	1,195,314.72	1,072,979.12	1,060,834.85	11,131,722.91
8	Ministry of Information & Orientation Agency	1,041,595.66	343,007.12	339,158.95	339,158.95	308,831.32	321,889.23	310,878.82	3,004,520.05
9	Ministry of Tourism	55,447.60	44,620.27	44,620.27	44,620.27	144,582.88	115,599.57	120,149.57	569,640.43
10	Ministry of Transport	98,517.19	40,739.38	50,182.10	53,832.27	63,846.55	68,133.65	68,287.73	443,538.87
11	Ministry of Trade and Investment	1,107,198.00	376,330.00	391,429.00	382,166.00	384,569.00	368,151.00	368,905.00	3,378,748.00
	Total Economic Sector	**17,654,959.45**	**3,858,110.23**	**3,837,350.00**	**3,761,712.61**	**4,001,150.12**	**4,138,551.54**	**5,246,303.62**	**42,498,137.57**
12	Ministry of Basic and Secondary Education	2,353,623.05	500,899.10	487,812.20	495,504.83	485,940.89	489,324.10	389,054.51	5,202,158.68
13	Ministry of Talent & Youths, Development	1,087,204.66	267,140.91	264,268.06	249,206.94	225,249.14	225,205.29	91,350.19	2,409,625.19
14	Ministry of Health	11,230,069.44	1,964,828.23	1,958,238.23	1,984,808.01	1,959,299.01	1,982,696.76	1,972,256.36	23,052,196.04
15	Ministry of Gender/Social Development	1,229,463.29	288,957.05	287,582.82	287,582.82	287,582.82	284,351.78	285,760.19	2,951,280.77
16	Ministry of Tertiary Education	263,013.38	80,186.13	80,186.13	78,093.13	138,800.87	84,597.70	50,703.46	775,580.80
17	Ministry of Science, Tech. & Vocational Edu.	248,909.76	64,043.51	62,528.01	62,528.01	61,657.02	49,325.64	49,325.64	598,317.59
18	Ministry of Sports	155,197.71	50,049.97	53,600.39	49,391.83	156,100.28	133,861.64	134,184.64	732,386.46
19	Ministry of Public Safety	327,516.35	113,171.89	110,994.08	110,599.65	112,144.21	132,235.69	131,038.13	1,037,700.00
20	Ministry of Rural Development & Rural Lands	109,935.00	43,161.00	44,957.00	45,465.00	45,465.00	45,465.00	49,155.00	383,603.00
21	Ministry of Labour, Empowerment & Poverty Allev.	27,034.45	29,498.37	31,276.67	31,276.67	31,276.67	83,691.40	83,691.40	317,745.63
		17,031,967.09	**3,401,936.16**	**3,381,443.59**	**3,394,456.89**	**3,503,515.91**	**3,510,755.00**	**3,236,519.52**	**37,460,594.16**
22	Office of the Excutive Governor	50,307,881.99	7,956,856.99	7,731,506.71	6,836,136.99	7,706,398.13	6,777,873.43	9,092,939.16	96,409,593.40
23	Office of the Deputy Governor	2,036,554.55	178,906.33	178,906.33	178,906.33	144,877.53	137,170.18	127,777.68	2,983,098.93
24	Office of the State Auditor-General	1,269,060.81	189,084.28	189,084.28	189,084.28	189,084.28	189,084.28	189,084.28	2,403,566.49
25	Imo State Planning & Economic Devt. Comm.	1,113,825.87	177,018.87	173,443.56	173,482.91	173,458.09	169,788.37	186,811.69	2,167,829.36
26	Office of the Secretary to the State Govt.	2,671,914.71	508,622.03	507,626.53	471,474.25	539,044.37	518,900.28	537,871.44	5,755,453.61
27	Board of Internal Revenue	503,040.86	99,733.06	99,722.06	98,764.10	141,664.30	81,704.01	81,704.01	1,106,332.40
28	Office of the Auditor-General Local Govt.	987,162.00	181,570.38	181,570.38	181,570.38	181,570.38	181,570.38	181,570.38	2,076,584.28
29	Ministry of Local Government & Rural Development	1,347,559.62	180,995.79	180,980.64	181,061.61	151,229.07	158,153.14	158,241.65	2,358,221.52
30	Civil Service Commission	815,821.31	150,263.79	171,655.24	151,609.38	150,601.96	160,190.40	152,503.53	1,752,645.61
31	Imo House of Assembly Service Comm.	1,223,634.69	255,223.57	260,509.57	239,083.25	238,563.72	238,563.72	235,495.49	2,691,074.01
32	Office of the Head of Service	2,137,706.06	369,616.15	366,170.74	365,228.31	428,490.66	355,563.32	369,256.43	4,392,031.67
33	Ministry of Finance	2,615,377.42	493,260.53	529,047.34	526,807.71	530,949.36	513,335.73	502,061.54	5,710,839.63
34	Imo State Independent Electoral Comm.	990,749.80	248,886.61	247,730.01	247,730.01	249,823.01	249,343.01	250,214.01	2,484,476.46
35	Imo House of Assembly	22,419,055.51	3,808,497.01	3,803,772.90	3,798,102.76	3,794,175.01	3,794,111.42	3,796,580.34	45,214,294.95
36	Ministry of Internal Resources & Pensions	678,775.74	125,011.24	145,274.41	142,280.58	128,589.74	132,316.56	104,956.79	1,457,205.06
37	Lagos Liaison Office	158,353.46	27,367.94	26,996.94	27,046.13	29,192.20	29,798.99	27,140.60	325,896.26
38	Abuja Liaison Office	144,222.61	31,923.00	31,923.00	31,922.96	32,171.96	32,441.04	32,441.04	337,045.61
39	High Court	23,854,595.43	4,680,302.82	4,502,999.96	4,413,131.90	4,378,409.27	4,356,571.33	4,346,859.02	50,532,869.73
40	Customary Court of Appeal	20,828,656.39	4,720,085.44	4,692,740.90	4,723,489.59	4,754,097.81	4,754,097.81	4,742,101.69	49,215,269.63
41	Ministry of Justice	10,873,308.55	2,062,506.92	2,065,121.05	2,062,927.78	2,039,917.22	2,059,004.25	2,045,249.06	23,208,034.83
42	Local Government Service Commission	424,334.53	84,831.69	84,831.69	80,701.22	80,426.40	80,426.40	80,426.40	915,978.33
43	Judicial Service Commission	1,748,790.28	366,345.70	386,227.91	386,227.91	386,227.91	386,227.91	386,344.55	4,046,392.17
44	Local Government Pension Board	80,505.40	18,744.58	23,021.43	20,239.02	20,560.02	20,560.02	20,560.02	204,190.49
45	Ministry of Community Government	1,320,199.30	240,312.65	240,049.42	239,832.65	237,083.03	234,009.13	229,601.13	2,741,087.31
46	Ministry of Niger Delta Affairs	203,089.27	52,064.75	52,251.42	44,374.62	44,374.62	45,365.42	51,531.50	493,051.60
47	Ministry of Inter-Govt. Affairs & Donor Agencies	26,403.54	13,429.03	13,429.03	19,007.03	19,007.03	18,048.98	17,812.98	127,137.62
	Total General Administration	**150,780,579.70**	**27,221,461.15**	**26,886,593.45**	**25,830,223.66**	**26,769,987.08**	**25,674,219.51**	**27,947,136.41**	**311,110,200.96**
	Grand Total	**185,467,506.24**	**34,481,507.54**	**34,105,387.04**	**32,986,393.16**	**34,274,653.11**	**33,323,526.05**	**36,429,959.55**	**391,068,932.69**

Note 4c
Monthly Schedule Of
Taxes Generated by the Board of Internal Revenue [BIR]

MONTHS	ACTUAL 2018 ₦	ACTUAL 2017 ₦
JANUARY	736,806,959.41	601,999,061.30
FEBRUARY	615,553,190.32	502,930,161.05
MARCH	410,609,772.54	335,483,662.95
APRIL	598,184,144.11	488,738,995.53
MAY	722,267,369.86	590,119,668.54
JUNE	510,187,519.90	416,842,436.33
JULY	625,030,565.67	510,673,533.98
AUGUST	630,117,755.23	514,829,959.62
SEPTEMBER	449,309,502.72	367,102,801.38
OCTOBER	815,535,190.99	666,322,994.33
NOVEMBER	661,294,782.75	540,302,766.39
DECEMBER	499,233,390.39	407,892,499.59
TOTAL	**7,274,130,143.89**	**5,943,238,540.98**

Note 5a
Schedule Of Licences For 2018

ACTUAL 2017	LICENCES	ACTUAL 2018	BUDGET 2018	VARIANCE
	Description			
₦		₦	₦	₦
238,113.97	MINISTRY OF AGRICULTURE & ENVIRONMENT	601,871.00	600,000.00	1,871.00
0.00	MINISTRY OF COMMERCE AND INDUSTRY	0.00	0.00	0.00
0.00	MINISTRY OF LANDS, SURVEY,HOUSING & URBAN DEV	0.00	0.00	0.00
10,226,417.03	MINISTRY OF INFORMATION, TOURISM & PUBLIC UTILITIES	5,958,518.60	6,533,000.00	-574,481.40
924,714.44	MINISTRY OF WORKS AND TRANSPORT	1,584,925.40	1,750,000.00	-165,074.60
11,389,245.44	**TOTAL ECONOMIC SECTOR**	**8,145,315.00**	**8,883,000.00**	-737,685.00
0.00	MINISTRY OF EDUCATION,SCIENCE AND TECHNOLOGY	0.00	0.00	0.00
0.00	MINISTRY OF HEALTH, SOCIAL DEVELOPMENT& WOMEN AFFAIRS	3,651,348.10	4,000,000.00	-348,651.90
0.00	MINISTRY OF YOUTH,SPORTS AND PUBLIC SAFETY	0.00	0.00	0.00
0.00	**TOTAL SOCIAL SERVICE SECTOR**	**3,651,348.10**	**4,000,000.00**	**-348,651.90**

Note 5a (CONT'D)

Schedule Of Licences For 2018

ACTUAL 2017	LICENCES	ACTUAL 2018	BUDGET 2018	VARIANCE
₦	Description	₦	₦	₦
0.00	OFFICE OF THE EXECUTIVE GOVERNOR	0.00	0.00	0.00
0.00	OFFICE OF THE DEPUTY GOVERNOR	0.00	0.00	0.00
0.00	MINISTRY OF LOCAL GOVERNMENT& RURAL DEVELOPMENT	0.00	0.00	0.00
0.00	IMO STATE PLANNING & ECONOMIC DEVT COMM	0.00	0.00	0.00
0.00	OFFICE OF THE SECRETARY TO THE STATE GOVERNMENT	0.00	0.00	0.00
0.00	OFFICE OF THE HEAD OF SERVICE	0.00	0.00	0.00
0.00	MINISTRY OF FINANCE	0.00	0.00	0.00
95,430,530.56	BOARD OF INTERNAL REVENUE	188,826,858.90	206,400,000.00	-17,573,141.10
0.00	MINISTRY OF JUSTICE	0.00	0.00	0.00
0.00	OFFICE OF THE AUDITOR GENERAL -STATE	0.00	0.00	0.00
0.00	OFFICE OF THE AUDITOR GENERAL -LOCAL GOVT	0.00	0.00	0.00
0.00	CIVIL SERVICE COMMISSION	0.00	0.00	0.00
0.00	JUDICIARY- HIGH COURT	0.00	0.00	0.00
0.00	JUDICIARY- CUSTOMARY COURT OF APPEAL	0.00	0.00	0.00
0.00	JUDICIAL SERVICE COMMISSION	0.00	0.00	0.00
0.00	LOCAL GOVERNMENT SERVICE COMMISSION	0.00	0.00	0.00
0.00	LEGISLATURE	0.00	0.00	0.00
0.00	HOUSE OF ASSEMBLY SERVICE COMMISSION	0.00	0.00	0.00
0.00	IMO STATE INDEPENDENT ELECTORAL COMMISSION	0.00	0.00	0.00
0.00	MINISTRY OF COMMUNITY GOVT COUNCIL,CULTURE AND CHIEFTAINCY AFFAIRS	0.00	0.00	0.00
0.00	MINISTRY OF INTERNAL RESOURCES & PENSIONS	0.00	0.00	0.00
95,430,530.56	**TOTAL GENERAL ADMINISTRATION**	**188,826,858.90**	**206,400,000.00**	**-17,573,141.10**
106,819,776.00	**GRAND TOTAL**	**200,623,522.00**	**219,283,000.00**	**-18,659,478.00**

Note 5b
Monthly Schedule for Licences for 2018

S/N	DESCRIPTION	JAN ₦	FEB ₦	MAR ₦	APR ₦	MAY ₦	JUN ₦	SUB TOTAL C/F ₦
1	MINISTRY OF AGRICULTURE & ENVIRONMENT	50,155.92	50,155.92	50,155.92	50,155.92	50,155.92	50,155.92	300,935.50
2	MINISTRY OF COMMERCE AND INDUSTRY	0.00	0.00	0.00	0.00	0.00	0.00	0.00
3	MINISTRY OF LANDS, SURVEY,HOUSING & URBAN DEV	0.00	0.00	0.00	0.00	0.00	0.00	0.00
4	MINISTRY OF INFORMATION, TOURISM & PUBLIC UTILITIES	496,543.22	496,543.22	496,543.22	496,543.22	496,543.22	496,543.22	2,979,259.30
5	MINISTRY OF WORKS AND TRANSPORT	132,077.12	132,077.12	132,077.12	132,077.12	132,077.12	132,077.12	792,462.70
	TOTAL ECONOMIC SECTOR	**678,776.25**	**678,776.25**	**678,776.25**	**678,776.25**	**678,776.25**	**678,776.25**	**4,072,657.50**
6	MINISTRY OF EDUCATION,SCIENCE AND TECHNOLOGY	0.00	0.00	0.00	0.00	0.00	0.00	0.00
7	MINISTRY OF HEALTH, SOCIAL DEVELOPMENT& WOMEN AFFAIRS	304,279.01	304,279.01	304,279.01	304,279.01	304,279.01	304,279.01	1,825,674.05
8	MINISTRY OF YOUTH,SPORTS AND PUBLIC SAFETY	0.00	0.00	0.00	0.00	0.00	0.00	0.00
	TOTAL SOCIAL SERVICE SECTOR	**304,279.01**	**304,279.01**	**304,279.01**	**304,279.01**	**304,279.01**	**304,279.01**	
9	OFFICE OF THE EXECUTIVE GOVERNOR	0.00	0.00	0.00	0.00	0.00	0.00	0.00
10	OFFICE OF THE DEPUTY GOVERNOR	0.00	0.00	0.00	0.00	0.00	0.00	0.00
11	MINISTRY OF LOCAL GOVERNMENT& RURAL DEVELOPMENT	0.00	0.00	0.00	0.00	0.00	0.00	0.00
12	IMO STATE PLANNING & ECONOMIC DEVT COMM	0.00	0.00	0.00	0.00	0.00	0.00	0.00
13	OFFICE OF THE SECRETARY TO THE STATE GOVERNMENT	0.00	0.00	0.00	0.00	0.00	0.00	0.00
14	OFFICE OF THE HEAD OF SERVICE	0.00	0.00	0.00	0.00	0.00	0.00	0.00
15	MINISTRY OF FINANCE	0.00	0.00	0.00	0.00	0.00	0.00	0.00
16	BOARD OF INTERNAL REVENUE	15,735,571.58	15,735,571.58	15,735,571.58	15,735,571.58	15,735,571.58	15,735,571.58	94,413,429.45
17	MINISTRY OF JUSTICE	0.00	0.00	0.00	0.00	0.00	0.00	0.00
18	OFFICE OF THE AUDITOR GENERAL -STATE	0.00	0.00	0.00	0.00	0.00	0.00	0.00
19	OFFICE OF THE AUDITOR GENERAL -LOCAL GOVT	0.00	0.00	0.00	0.00	0.00	0.00	0.00
20	CIVIL SERVICE COMMISSION	0.00	0.00	0.00	0.00	0.00	0.00	0.00
21	JUDICIARY- HIGH COURT	0.00	0.00	0.00	0.00	0.00	0.00	0.00
22	JUDICIARY- CUSTOMARY COURT OF APPEAL	0.00	0.00	0.00	0.00	0.00	0.00	0.00
23	JUDICIAL SERVICE COMMISSION	0.00	0.00	0.00	0.00	0.00	0.00	0.00
24	LOCAL GOVERNMENT SERVICE COMMISSION	0.00	0.00	0.00	0.00	0.00	0.00	0.00
25	LEGISLATURE	0.00	0.00	0.00	0.00	0.00	0.00	0.00
26	HOUSE OF ASSEMBLY SERVICE COMMISSION	0.00	0.00	0.00	0.00	0.00	0.00	0.00
27	IMO STATE INDEPENDENT ELECTORAL COMMISSION	0.00	0.00	0.00	0.00	0.00	0.00	0.00
28	MINISTRY OF COMMUNITY GOVT COUNCIL	0.00	0.00	0.00	0.00	0.00	0.00	0.00
29	MINISTRY OF INTERNAL RESOURCES & PENSIONS	0.00	0.00	0.00	0.00	0.00	0.00	0.00
	TOTAL ADMINISTRATIVE SECTOR	**15,735,571.58**	**15,735,571.58**	**15,735,571.58**	**15,735,571.58**	**15,735,571.58**	**15,735,571.58**	**94,413,429.45**
	GRAND TOTAL	**16,718,626.83**	**16,718,626.83**	**16,718,626.83**	**16,718,626.83**	**16,718,626.83**	**16,718,626.83**	**98,486,086.95**

Note 5b Cont'd.

Monthly Schedule for Licences for 2018

S/N	DESCRIPTION	SUB TOTAL B/F ₦	JUL ₦	AUG ₦	SEP ₦	OCT ₦	NOV ₦	DEC ₦	ACTUAL 2018 ₦
1	MINISTRY OF AGRICULTURE & ENVIRONMENT	300,935.50	50,155.92	50,155.92	50,155.92	50,155.92	50,155.92	50,155.92	601,871.00
2	MINISTRY OF COMMERCE AND INDUSTRY	0.00	0.00	0.00	0.00	0.00	0.00	0.00	0.00
3	MINISTRY OF LANDS, SURVEY,HOUSING & URBAN DEV	0.00	0.00	0.00	0.00	0.00	0.00	0.00	0.00
4	MINISTRY OF INFORMATION, TOURISM & PUBLIC UTILITIES	2,979,259.30	496,543.22	496,543.22	496,543.22	496,543.22	496,543.22	496,543.22	5,958,518.60
5	MINISTRY OF WORKS AND TRANSPORT	792,462.70	132,077.12	132,077.12	132,077.12	132,077.12	132,077.12	132,077.12	1,584,925.40
	TOTAL ECONOMIC SECTOR	**4,072,657.50**	**678,776.25**	**678,776.25**	**678,776.25**	**678,776.25**	**678,776.25**	**678,776.25**	**8,145,315.00**
6	MINISTRY OF EDUCATION,SCIENCE AND TECHNOLOGY	0.00	0.00	0.00	0.00	0.00	0.00	0.00	0.00
7	MINISTRY OF HEALTH, SOCIAL DEVELOPMENT& WOMEN AFFAIRS	1,825,674.05	304,279.01	304,279.01	304,279.01	304,279.01	304,279.01	304,279.01	3,651,348.10
8	MINISTRY OF YOUTH,SPORTS AND PUBLIC SAFETY	0.00	0.00	0.00	0.00	0.00	0.00	0.00	0.00
	TOTAL SOCIAL SERVICE SECTOR	**1,825,674.05**	**304,279.01**	**304,279.01**	**304,279.01**	**304,279.01**	**304,279.01**	**304,279.01**	**3,651,348.10**
9	OFFICE OF THE EXECUTIVE GOVERNOR	0.00	0.00	0.00	0.00	0.00	0.00	0.00	0.00
10	OFFICE OF THE DEPUTY GOVERNOR	0.00	0.00	0.00	0.00	0.00	0.00	0.00	0.00
11	MINISTRY OF LOCAL GOVERNMENT& RURAL DEVELOPMENT	0.00	0.00	0.00	0.00	0.00	0.00	0.00	0.00
12	IMO STATE PLANNING & ECONOMIC DEVT COMM	0.00	0.00	0.00	0.00	0.00	0.00	0.00	0.00
13	OFFICE OF THE SECRETARY TO THE STATE GOVERNMENT	0.00	0.00	0.00	0.00	0.00	0.00	0.00	0.00
14	OFFICE OF THE HEAD OF SERVICE	0.00	0.00	0.00	0.00	0.00	0.00	0.00	0.00
15	MINISTRY OF FINANCE	0.00	0.00	0.00	0.00	0.00	0.00	0.00	0.00
16	BOARD OF INTERNAL REVENUE	94,413,429.45	15,735,571.575	15,735,571.575	15,735,571.575	15,735,571.575	15,735,571.58	15,735,571.575	188,826,858.90
17	MINISTRY OF JUSTICE	0.00	0.00	0.00	0.00	0.00	0.00	0.00	0.00
18	OFFICE OF THE AUDITOR GENERAL -STATE	0.00	0.00	0.00	0.00	0.00	0.00	0.00	0.00
19	OFFICE OF THE AUDITOR GENERAL -LOCAL GOVT	0.00	0.00	0.00	0.00	0.00	0.00	0.00	0.00
20	CIVIL SERVICE COMMISSION	0.00	0.00	0.00	0.00	0.00	0.00	0.00	0.00
21	JUDICIARY- HIGH COURT	0.00	0.00	0.00	0.00	0.00	0.00	0.00	0.00
22	JUDICIARY- CUSTOMARY COURT OF APPEAL	0.00	0.00	0.00	0.00	0.00	0.00	0.00	0.00
23	JUDICIAL SERVICE COMMISSION	0.00	0.00	0.00	0.00	0.00	0.00	0.00	0.00
24	LOCAL GOVERNMENT SERVICE COMMISSION	0.00	0.00	0.00	0.00	0.00	0.00	0.00	0.00
25	LEGISLATURE	0.00	0.00	0.00	0.00	0.00	0.00	0.00	0.00
26	HOUSE OF ASSEMBLY SERVICE COMMISSION	0.00	0.00	0.00	0.00	0.00	0.00	0.00	0.00
27	IMO STATE INDEPENDENT ELECTORAL COMMISSION	0.00	0.00	0.00	0.00	0.00	0.00	0.00	0.00
28	MINISTRY OF COMMUNITY GOVT COUNCIL	0.00	0.00	0.00	0.00	0.00	0.00	0.00	0.00
29	MINISTRY OF INTERNAL RESOURCES & PENSIONS	0.00	0.00	0.00	0.00	0.00	0.00	0.00	0.00
	TOTAL ADMINISTRATIVE SECTOR	**94,413,429.45**	**15,735,571.58**	**15,735,571.58**	**15,735,571.58**	**15,735,571.58**	**15,735,571.58**	**15,735,571.58**	**188,826,858.90**
	GRAND TOTAL	**100,311,761.00**	**16,718,626.83**	**16,718,626.83**	**16,718,626.83**	**16,718,626.83**	**16,718,626.83**	**16,718,626.83**	**200,623,522.00**

Note 6a
Schedule Of Fees General For 2018

	FEES- GENERAL			
ACTUAL 2017	FEES	ACTUAL 2018	BUDGET 2018	VARIANCE
₦	Description	₦	₦	₦
1,598,341.72	MINISTRY OF AGRICULTURE & ENVIRONMENT	0.00	21,399,000.00	-21,399,000.00
3,313,769.30	MINISTRY OF COMMERCE AND INDUSTRY	0.00	14,540,000.00	-14,540,000.00
6,843,897.44	MINISTRY OF LANDS, SURVEY,HOUSING & URBAN DEV	0.00	329,650,000.00	-329,650,000.00
272,662.12	MINISTRY OF INFORMATION, TOURISM & PUBLIC UTILITIES	0.00	13,304,000.00	-13,304,000.00
-	MINISTRY OF NON-FORMAL SECTOR & MARKET DEVELOPMENT	290,524.77	0.00	290,524.77
599,752.50	MINISTRY OF WORKS AND TRANSPORT	0.00	10,380,000.00	-10,380,000.00
12,628,423.09	**TOTAL ECONOMIC SECTOR**	**290,524.77**	**389,273,000.00**	**-388,982,475.23**
2,220,750.97	MINISTRY OF EDUCATION,SCIENCE AND TECHNOLOGY	0.00	63,012,500.00	-63,012,500.00
2,093,326.35	MINISTRY OF HEALTH, SOCIAL DEVELOPMENT& WOMEN AFFAIRS	0.00	23,740,000.00	-23,740,000.00
33,073.63	MINISTRY OF YOUTH,SPORTS AND PUBLIC SAFETY	0.00	175,000.00	-175,000.00
4,347,150.94	**TOTAL SOCIAL SERVICE SECTOR**	**0.00**	**86,927,500.00**	**-86,927,500.00**

Note 6a (Cont'd)
Schedule Of Fees General For 2018

ACTUAL 2017	FEES	ACTUAL 2018	BUDGET 2018	VARIANCE
₦	Description	₦	₦	₦
1,543,783.26	OFFICE OF THE EXECUTIVE GOVERNOR	0.00	34,580,000.00	-34,580,000.00
1,302.11	OFFICE OF THE DEPUTY GOVERNOR	0.00	0.00	0.00
182,295.59	MINISTRY OF LOCAL GOVERNMENT& RURAL DEVELOPMENT	1,905,411.59	5,275,000.00	-3,369,588.41
0.00	IMO STATE PLANNING & ECONOMIC DEVT COMM	0.00	0.00	0.00
0.00	OFFICE OF THE SECRETARY TO THE STATE GOVERNMENT	2,668,249.52	0.00	2,668,249.52
0.00	OFFICE OF THE HEAD OF SERVICE	0.00	725,000.00	-725,000.00
130,211.14	MINISTRY OF FINANCE	0.00	2,500,000.00	-2,500,000.00
3,645,911.88	BOARD OF INTERNAL REVENUE	0.00	55,000,000.00	-55,000,000.00
113,934.75	MINISTRY OF JUSTICE	832,582.99	1,587,500.00	-754,917.01
19,271.25	OFFICE OF THE AUDITOR GENERAL -STATE	0.00	325,000.00	-325,000.00
7,812.67	OFFICE OF THE AUDITOR GENERAL -LOCAL GOVT	0.00	0.00	0.00
0.00	CIVIL SERVICE COMMISSION	0.00	0.00	0.00
2,587,295.32	JUDICIARY- HIGH COURT	70,697,197.04	45,771,846.50	24,925,350.54
391,935.53	JUDICIARY- CUSTOMARY COURT OF APPEAL	2,805,626.33	7,525,000.00	-4,719,373.67
6,510.56	JUDICIAL SERVICE COMMISSION	0.00	0.00	0.00
26,042.23	LOCAL GOVERNMENT SERVICE COMMISSION	0.00	100,000.00	-100,000.00
27,604.76	LEGISLATURE	0.00	655,000.00	-655,000.00
19,922.30	HOUSE OF ASSEMBLY SERVICE COMMISSION	0.00	0.00	0.00
11,511,836.54	IMO STATE INDEPENDENT ELECTORAL COMMISSION	0.00	100,415,000.00	-100,415,000.00
2,658,911.45	MINISTRY OF COMMUNITY GOVT COUNCIL,CULTURE AND CHIEFTAINCY AFFAIRS	400,607.76	20,935,000.00	-20,534,392.24
131,252.83	MINISTRY OF INTERNAL RESOURCES & PENSIONS	0.00	0.00	0.00
23,005,834.15	**TOTAL GENERAL ADMINISTRATION**	**79,309,675.23**	**275,394,346.50**	**-196,084,671.27**
39,981,408.18	**GRAND TOTAL**	**79,600,200.00**	**751,594,846.50**	**-671,994,646.50**

Note 6b

Monthly Schedule for Fees General for 2018

S/N	DESCRIPTION	JAN ₦	FEB ₦	MAR ₦	APR ₦	MAY ₦	JUN ₦	SUB TOTAL C/F ₦
1	MINISTRY OF AGRICULTURE & ENVIRONMENT	0.00	0.00	0.00	0.00	0.00	0.00	0.00
2	MINISTRY OF COMMERCE AND INDUSTRY	0.00	0.00	0.00	0.00	0.00	0.00	0.00
3	MINISTRY OF LANDS, SURVEY,HOUSING & URBAN DEV	0.00	0.00	0.00	0.00	0.00	0.00	0.00
4	MINISTRY OF INFORMATION, TOURISM & PUBLIC UTILITIES	0.00	0.00	0.00	0.00	0.00	0.00	0.00
5	MINISTRY OF NON-FORMAL SECTOR & MARKET DEVELOPMENT	24,210.40	24,210.40	24,210.40	24,210.40	24,210.40	24,210.40	145,262.39
6	MINISTRY OF WORKS AND TRANSPORT	0.00	0.00	0.00	0.00	0.00	0.00	0.00
	TOTAL ECONOMIC SECTOR	**24,210.40**	**24,210.40**	**24,210.40**	**24,210.40**	**24,210.40**	**24,210.40**	**145,262.39**
7	MINISTRY OF EDUCATION,SCIENCE AND TECHNOLOGY	0.00	0.00	0.00	0.00	0.00	0.00	0.00
8	MINISTRY OF HEALTH, SOCIAL DEVELOPMENT& WOMEN AFFAIRS	0.00	0.00	0.00	0.00	0.00	0.00	0.00
9	MINISTRY OF YOUTH,SPORTS AND PUBLIC SAFETY	0.00	0.00	0.00	0.00	0.00	0.00	0.00
	TOTAL SOCIAL SERVICE SECTOR	**0.00**	**0.00**	**0.00**	**0.00**	**0.00**	**0.00**	**0.00**
10	OFFICE OF THE EXECUTIVE GOVERNOR	0.00	0.00	0.00	0.00	0.00	0.00	0.00
11	OFFICE OF THE DEPUTY GOVERNOR	0.00	0.00	0.00	0.00	0.00	0.00	0.00
12	MINISTRY OF LOCAL GOVERNMENT& RURAL DEVELOPMENT	158,784.30	158,784.30	158,784.30	158,784.30	158,784.30	158,784.30	952,705.80
13	IMO STATE PLANNING & ECONOMIC DEVT COMM	0.00	0.00	0.00	0.00	0.00	0.00	0.00
14	OFFICE OF THE SECRETARY TO THE STATE GOVERNMENT	222,354.13	222,354.13	222,354.13	222,354.13	222,354.13	222,354.13	1,334,124.76
15	OFFICE OF THE HEAD OF SERVICE	0.00	0.00	0.00	0.00	0.00	0.00	0.00
16	MINISTRY OF FINANCE	0.00	0.00	0.00	0.00	0.00	0.00	0.00
17	BOARD OF INTERNAL REVENUE	0.00	0.00	0.00	0.00	0.00	0.00	0.00
18	MINISTRY OF JUSTICE	69,381.92	69,381.92	69,381.92	69,381.92	69,381.92	69,381.92	416,291.50
19	OFFICE OF THE AUDITOR GENERAL -STATE	0.00	0.00	0.00	0.00	0.00	0.00	0.00
20	OFFICE OF THE AUDITOR GENERAL -LOCAL GOVT	0.00	0.00	0.00	0.00	0.00	0.00	0.00
21	CIVIL SERVICE COMMISSION	0.00	0.00	0.00	0.00	0.00	0.00	0.00
22	JUDICIARY- HIGH COURT	5,891,433.09	5,891,433.09	5,891,433.09	5,891,433.09	5,891,433.09	5,891,433.09	35348598.52
23	JUDICIARY- CUSTOMARY COURT OF APPEAL	233,802.19	233,802.19	233,802.19	233,802.19	233,802.19	233,802.19	1,402,813.17
24	JUDICIAL SERVICE COMMISSION	0.00	0.00	0.00	0.00	0.00	0.00	0.00
25	LOCAL GOVERNMENT SERVICE COMMISSION	0.00	0.00	0.00	0.00	0.00	0.00	0.00
26	LEGISLATURE	0.00	0.00	0.00	0.00	0.00	0.00	0.00
27	HOUSE OF ASSEMBLY SERVICE COMMISSION	0.00	0.00	0.00	0.00	0.00	0.00	0.00
28	IMO STATE INDEPENDENT ELECTORAL COMMISSION	0.00	0.00	0.00	0.00	0.00	0.00	0.00
29	MINISTRY OF COMMUNITY GOVT COUNCIL	33,383.98	33,383.98	33,383.98	33,383.98	33,383.98	33,383.98	200,303.88
30	MINISTRY OF INTERNAL RESOURCES & PENSIONS	0.00	0.00	0.00	0.00	0.00	0.00	0.00
	TOTAL ADMINISTRATIVE SECTOR	**6,609,139.60**	**6,609,139.60**	**6,609,139.60**	**6,609,139.60**	**6,609,139.60**	**6,609,139.60**	**39654837.615**
	GRAND TOTAL	**6,633,350.00**	**6,633,350.00**	**6,633,350.00**	**6,633,350.00**	**6,633,350.00**	**6,633,350.00**	**39,800,100.00**

Note 6b CONT'D

Monthly Schedule for Fees General for 2018

S/N	DESCRIPTION	SUB TOTAL B/F ₦	JUL ₦	AUG ₦	SEP ₦	OCT ₦	NOV ₦	DEC ₦	ACTUAL 2018 ₦
1	MINISTRY OF AGRICULTURE & ENVIRONMENT	0.00	0.00	0.00	0.00	0.00	0.00	0.00	0.00
2	MINISTRY OF COMMERCE AND INDUSTRY	0.00	0.00	0.00	0.00	0.00	0.00	0.00	0.00
3	MINISTRY OF LANDS, SURVEY,HOUSING & URBAN DEV	0.00	0.00	0.00	0.00	0.00	0.00	0.00	0.00
4	MINISTRY OF INFORMATION, TOURISM & PUBLIC UTILITIES	0.00	0.00	0.00	0.00	0.00	0.00	0.00	0.00
5	MINISTRY OF NON-FORMAL SECTOR & MARKET DEVELOPMENT	145,262.39	24,210.40	24,210.40	24,210.40	24,210.40	24,210.40	24,210.40	290,524.77
6	MINISTRY OF WORKS AND TRANSPORT	0.00	0.00	0.00	0.00	0.00	0.00	0.00	0.00
	TOTAL ECONOMIC SECTOR	**145,262.39**	**24,210.40**	**24,210.40**	**24,210.40**	**24,210.40**	**24,210.40**	**24,210.40**	**290,524.77**
7	MINISTRY OF EDUCATION,SCIENCE AND TECHNOLOGY	0.00	0.00	0.00	0.00	0.00	0.00	0.00	0.00
8	MINISTRY OF HEALTH, SOCIAL DEVELOPMENT& WOMEN AFFAIRS	0.00	0.00	0.00	0.00	0.00	0.00	0.00	0.00
9	MINISTRY OF YOUTH,SPORTS AND PUBLIC SAFETY	0.00	0.00	0.00	0.00	0.00	0.00	0.00	0.00
	TOTAL SOCIAL SERVICE SECTOR	**0.00**	**0.00**	**0.00**	**0.00**	**0.00**	**0.00**	**0.00**	**0.00**
10	OFFICE OF THE EXECUTIVE GOVERNOR	0.00	0.00	0.00	0.00	0.00	0.00	0.00	0.00
11	OFFICE OF THE DEPUTY GOVERNOR	0.00	0.00	0.00	0.00	0.00	0.00	0.00	0.00
12	MINISTRY OF LOCAL GOVERNMENT& RURAL DEVELOPMENT	952,705.80	158,784.30	158,784.30	158,784.30	158,784.30	158,784.30	158,784.30	1,905,411.59
13	IMO STATE PLANNING & ECONOMIC DEVT COMM	0.00	0.00	0.00	0.00	0.00	0.00	0.00	0.00
14	OFFICE OF THE SECRETARY TO THE STATE GOVERNMENT	1,334,124.76	222,354.13	222,354.13	222,354.13	222,354.13	222,354.13	222,354.13	2,668,249.52
15	OFFICE OF THE HEAD OF SERVICE	0.00	0.00	0.00	0.00	0.00	0.00	0.00	0.00
16	MINISTRY OF FINANCE	0.00	0.00	0.00	0.00	0.00	0.00	0.00	0.00
17	BOARD OF INTERNAL REVENUE	0.00	0.00	0.00	0.00	0.00	0.00	0.00	0.00
18	MINISTRY OF JUSTICE	416,291.50	69,381.92	69,381.92	69,381.92	69,381.92	69,381.92	69,381.92	832,582.99
19	OFFICE OF THE AUDITOR GENERAL -STATE	0.00	0.00	0.00	0.00	0.00	0.00	0.00	0.00
20	OFFICE OF THE AUDITOR GENERAL -LOCAL GOVT	0.00	0.00	0.00	0.00	0.00	0.00	0.00	0.00
21	CIVIL SERVICE COMMISSION	0.00	0.00	0.00	0.00	0.00	0.00	0.00	0.00
22	JUDICIARY- HIGH COURT	35,348,598.52	5,891,433.09	5,891,433.09	5,891,433.09	5,891,433.09	5,891,433.09	5,891,433.09	70,697,197.04
23	JUDICIARY- CUSTOMARY COURT OF APPEAL	1,402,813.17	233,802.19	233,802.19	233,802.19	233,802.19	233,802.19	233,802.19	2,805,626.33
24	JUDICIAL SERVICE COMMISSION	0.00	0.00	0.00	0.00	0.00	0.00	0.00	0.00
25	LOCAL GOVERNMENT SERVICE COMMISSION	0.00	0.00	0.00	0.00	0.00	0.00	0.00	0.00
26	LEGISLATURE	0.00	0.00	0.00	0.00	0.00	0.00	0.00	0.00
27	HOUSE OF ASSEMBLY SERVICE COMMISSION	0.00	0.00	0.00	0.00	0.00	0.00	0.00	0.00
28	IMO STATE INDEPENDENT ELECTORAL COMMISSION	0.00	0.00	0.00	0.00	0.00	0.00	0.00	0.00
29	MINISTRY OF COMMUNITY GOVT COUNCIL	200,303.88	33,383.98	33,383.98	33,383.98	33,383.98	33,383.98	33,383.98	400,607.76
30	MINISTRY OF INTERNAL RESOURCES & PENSIONS	0.00	0.00	0.00	0.00	0.00	0.00	0.00	0.00
	TOTAL ADMINISTRATIVE SECTOR	**39,654,837.62**	**6,609,139.60**	**6,609,139.60**	**6,609,139.60**	**6,609,139.60**	**6,609,139.60**	**6,609,139.60**	**79,309,675.23**
	GRAND TOTAL	**39,800,100.00**	**6,633,350.00**	**6,633,350.00**	**6,633,350.00**	**6,633,350.00**	**6,633,350.00**	**6,633,350.00**	**79,600,200.00**

Note 7a
Schedule Of Fines For 2018

ACTUAL 2017	FINES	ACTUAL 2018	BUDGET 2018	VARIANCE
₦	Description	₦	₦	₦
685,003.60	MINISTRY OF AGRICULTURE & ENVIRONMENT	0.00	21,399,000.00	-21,399,000.00
1,420,186.84	MINISTRY OF COMMERCE AND INDUSTRY	0.00	14,540,000.00	-14,540,000.00
2,933,098.90	MINISTRY OF LANDS, SURVEY,HOUSING & URBAN DEV	0.00	329,650,000.00	-329,650,000.00
116,855.20	MINISTRY OF INFORMATION, TOURISM & PUBLIC UTILITIES	0.00	13,304,000.00	-13,304,000.00
257,036.79	MINISTRY OF WORKS AND TRANSPORT	0.00	10,380,000.00	-10,380,000.00
5,412,181.32	**TOTAL ECONOMIC SECTOR**	**0.00**	**389,273,000.00**	**-389,273,000.00**
951,750.41	MINISTRY OF EDUCATION,SCIENCE AND TECHNOLOGY	0.00	63,012,500.00	-63,012,500.00
897,139.86	MINISTRY OF HEALTH, SOCIAL DEVELOPMENT& WOMEN AFFAIRS	0.00	23,740,000.00	-23,740,000.00
14,174.41	MINISTRY OF YOUTH,SPORTS AND PUBLIC SAFETY	0.00	175,000.00	-175,000.00
1,863,064.69	**TOTAL SOCIAL SERVICE SECTOR**	**0.00**	**86,927,500.00**	**-86,927,500.00**

Note 7a (Cont'd)
Schedule Of Fines For 2018

ACTUAL 2017	FINES	ACTUAL 2018	BUDGET 2018	VARIANCE
₦	Description	₦	₦	₦
661,621.40	OFFICE OF THE EXECUTIVE GOVERNOR	0.00	34,580,000.00	-34,580,000.00
558.05	OFFICE OF THE DEPUTY GOVERNOR	0.00		0.00
78,126.68	MINISTRY OF LOCAL GOVERNMENT& RURAL DEVELOPMENT	0.00	5,275,000.00	-5,275,000.00
0.00	IMO STATE PLANNING & ECONOMIC DEVT COMM	0.00	0.00	0.00
0.00	OFFICE OF THE SECRETARY TO THE STATE GOVERNMENT	0.00	0.00	0.00
0.00	OFFICE OF THE HEAD OF SERVICE	0.00	725,000.00	-725,000.00
55,804.77	MINISTRY OF FINANCE	0.00	2,500,000.00	-2,500,000.00
1,562,533.66	BOARD OF INTERNAL REVENUE	0.00	55,000,000.00	-55,000,000.00
48,829.18	MINISTRY OF JUSTICE	0.00	1,587,500.00	-1,587,500.00
8,259.11	OFFICE OF THE AUDITOR GENERAL -STATE	0.00	325,000.00	-325,000.00
3,348.29	OFFICE OF THE AUDITOR GENERAL -LOCAL GOVT	0.00		0.00
0.00	CIVIL SERVICE COMMISSION	0.00	0.00	0.00
1,108,840.85	JUDICIARY- HIGH COURT	41,284,454.00	45,771,846.50	-4,487,392.50
167,972.37	JUDICIARY- CUSTOMARY COURT OF APPEAL	0.00	7,525,000.00	-7,525,000.00
2,790.24	JUDICIAL SERVICE COMMISSION	0.00		0.00
11,160.95	LOCAL GOVERNMENT SERVICE COMMISSION	0.00	100,000.00	-100,000.00
11,830.61	LEGISLATURE	0.00	655,000.00	-655,000.00
8,538.13	HOUSE OF ASSEMBLY SERVICE COMMISSION	0.00		0.00
4,933,644.23	IMO STATE INDEPENDENT ELECTORAL COMMISSION	0.00	100,415,000.00	-100,415,000.00
1,139,533.48	MINISTRY OF COMMUNITY GOVT COUNCIL,CULTURE AND CHIEFTAINCY AFFAIRS	0.00	20,935,000.00	-20,935,000.00
56,251.21	MINISTRY OF INTERNAL RESOURCES & PENSIONS	0.00		0.00
9,859,643.21	**TOTAL GENERAL ADMINISTRATION**	**41,284,454.00**	**275,394,346.50**	**-234,109,892.50**
17,134,889.22	**GRAND TOTAL**	**41,284,454.00**	**751,594,846.50**	**-710,310,392.50**

Note 7b

Monthly Schedule for Fines for 2018

S/N	DESCRIPTION	JAN ₦	FEB ₦	MAR ₦	APR ₦	MAY ₦	JUN ₦	SUB TOTAL C/F ₦
1	MINISTRY OF AGRICULTURE & ENVIRONMENT	0.00	0.00	0.00	0.00	0.00	0.00	0.00
2	MINISTRY OF COMMERCE AND INDUSTRY	0.00	0.00	0.00	0.00	0.00	0.00	0.00
3	MINISTRY OF LANDS, SURVEY,HOUSING & URBAN DEV	0.00	0.00	0.00	0.00	0.00	0.00	0.00
4	MINISTRY OF INFORMATION, TOURISM & PUBLIC UTILITIES	0.00	0.00	0.00	0.00	0.00	0.00	0.00
5	MINISTRY OF NON-FORMAL SECTOR & MARKET DEVELOPMENT	0.00	0.00	0.00	0.00	0.00	0.00	0.00
6	MINISTRY OF WORKS AND TRANSPORT	0.00	0.00	0.00	0.00	0.00	0.00	0.00
	TOTAL ECONOMIC SECTOR	**0.00**	**0.00**	**0.00**	**0.00**	**0.00**	**0.00**	**0.00**
7	MINISTRY OF EDUCATION,SCIENCE AND TECHNOLOGY	0.00	0.00	0.00	0.00	0.00	0.00	0.00
8	MINISTRY OF HEALTH, SOCIAL DEVELOPMENT& WOMEN AFFAIRS	0.00	0.00	0.00	0.00	0.00	0.00	0.00
9	MINISTRY OF YOUTH,SPORTS AND PUBLIC SAFETY	0.00	0.00	0.00	0.00	0.00	0.00	0.00
	TOTAL SOCIAL SERVICE SECTOR	**0.00**	**0.00**	**0.00**	**0.00**	**0.00**	**0.00**	**0.00**
10	OFFICE OF THE EXECUTIVE GOVERNOR	0.00	0.00	0.00	0.00	0.00	0.00	0.00
11	OFFICE OF THE DEPUTY GOVERNOR	0.00	0.00	0.00	0.00	0.00	0.00	0.00
12	MINISTRY OF LOCAL GOVERNMENT& RURAL DEVELOPMENT	0.00	0.00	0.00	0.00	0.00	0.00	0.00
13	IMO STATE PLANNING & ECONOMIC DEVT COMM	0.00	0.00	0.00	0.00	0.00	0.00	0.00
14	OFFICE OF THE SECRETARY TO THE STATE GOVERNMENT	0.00	0.00	0.00	0.00	0.00	0.00	0.00
15	OFFICE OF THE HEAD OF SERVICE	0.00	0.00	0.00	0.00	0.00	0.00	0.00
16	MINISTRY OF FINANCE	0.00	0.00	0.00	0.00	0.00	0.00	0.00
17	BOARD OF INTERNAL REVENUE	0.00	0.00	0.00	0.00	0.00	0.00	0.00
18	MINISTRY OF JUSTICE	0.00	0.00	0.00	0.00	0.00	0.00	0.00
19	OFFICE OF THE AUDITOR GENERAL -STATE	0.00	0.00	0.00	0.00	0.00	0.00	0.00
20	OFFICE OF THE AUDITOR GENERAL -LOCAL GOVT	0.00	0.00	0.00	0.00	0.00	0.00	0.00
21	CIVIL SERVICE COMMISSION	0.00	0.00	0.00	0.00	0.00	0.00	0.00
22	JUDICIARY- HIGH COURT	3,440,371.17	3,440,371.17	3,440,371.17	3,440,371.17	3,440,371.17	3,440,371.17	20,642,227.00
23	JUDICIARY- CUSTOMARY COURT OF APPEAL	0.00	0.00	0.00	0.00	0.00	0.00	0.00
24	JUDICIAL SERVICE COMMISSION	0.00	0.00	0.00	0.00	0.00	0.00	0.00
25	LOCAL GOVERNMENT SERVICE COMMISSION	0.00	0.00	0.00	0.00	0.00	0.00	0.00
26	LEGISLATURE	0.00	0.00	0.00	0.00	0.00	0.00	0.00
27	HOUSE OF ASSEMBLY SERVICE COMMISSION	0.00	0.00	0.00	0.00	0.00	0.00	0.00
28	IMO STATE INDEPENDENT ELECTORAL COMMISSION	0.00	0.00	0.00	0.00	0.00	0.00	0.00
29	MINISTRY OF COMMUNITY GOVT COUNCIL	0.00	0.00	0.00	0.00	0.00	0.00	0.00
30	MINISTRY OF INTERNAL RESOURCES & PENSIONS	0.00	0.00	0.00	0.00	0.00	0.00	0.00
	TOTAL ADMINISTRATIVE SECTOR	**3,440,371.17**	**3,440,371.17**	**3,440,371.17**	**3,440,371.17**	**3,440,371.17**	**3,440,371.17**	**20,642,227.00**
	GRAND TOTAL	**3,440,371.17**	**3,440,371.17**	**3,440,371.17**	**3,440,371.17**	**3,440,371.17**	**3,440,371.17**	**20,642,227.00**

Note 7b CONT'D.
Monthly Schedule for Fines for 2018

S/N	DESCRIPTION	SUB TOTAL C/F ₦	JUL ₦	AUG ₦	SEP ₦	OCT ₦	NOV ₦	DEC ₦	ACTUAL 2018 ₦
1	MINISTRY OF AGRICULTURE & ENVIRONMENT	0.00	0.00	0.00	0.00	0.00	0.00	0.00	0.00
2	MINISTRY OF COMMERCE AND INDUSTRY	0.00	0.00	0.00	0.00	0.00	0.00	0.00	0.00
3	MINISTRY OF LANDS, SURVEY,HOUSING & URBAN DEV	0.00	0.00	0.00	0.00	0.00	0.00	0.00	0.00
4	MINISTRY OF INFORMATION, TOURISM & PUBLIC UTILITIES	0.00	0.00	0.00	0.00	0.00	0.00	0.00	0.00
5	MINISTRY OF NON-FORMAL SECTOR & MARKET DEVELOPMENT	0.00	0.00	0.00	0.00	0.00	0.00	0.00	0.00
6	MINISTRY OF WORKS AND TRANSPORT	0.00	0.00	0.00	0.00	0.00	0.00	0.00	0.00
	TOTAL ECONOMIC SECTOR	**0.00**	**0.00**	**0.00**	**0.00**	**0.00**	**0.00**	**0.00**	**0.00**
7	MINISTRY OF EDUCATION,SCIENCE AND TECHNOLOGY	0.00	0.00	0.00	0.00	0.00	0.00	0.00	0.00
8	MINISTRY OF HEALTH, SOCIAL DEVELOPMENT& WOMEN AFFAIRS	0.00	0.00	0.00	0.00	0.00	0.00	0.00	0.00
9	MINISTRY OF YOUTH,SPORTS AND PUBLIC SAFETY	0.00	0.00	0.00	0.00	0.00	0.00	0.00	0.00
	TOTAL SOCIAL SERVICE SECTOR	**0.00**	**0.00**	**0.00**	**0.00**	**0.00**	**0.00**	**0.00**	**0.00**
10	OFFICE OF THE EXECUTIVE GOVERNOR	0.00	0.00	0.00	0.00	0.00	0.00	0.00	0.00
11	OFFICE OF THE DEPUTY GOVERNOR	0.00	0.00	0.00	0.00	0.00	0.00	0.00	0.00
12	MINISTRY OF LOCAL GOVERNMENT& RURAL DEVELOPMENT	0.00	0.00	0.00	0.00	0.00	0.00	0.00	0.00
13	IMO STATE PLANNING & ECONOMIC DEVT COMM	0.00	0.00	0.00	0.00	0.00	0.00	0.00	0.00
14	OFFICE OF THE SECRETARY TO THE STATE GOVERNMENT	0.00	0.00	0.00	0.00	0.00	0.00	0.00	0.00
15	OFFICE OF THE HEAD OF SERVICE	0.00	0.00	0.00	0.00	0.00	0.00	0.00	0.00
16	MINISTRY OF FINANCE	0.00	0.00	0.00	0.00	0.00	0.00	0.00	0.00
17	BOARD OF INTERNAL REVENUE	0.00	0.00	0.00	0.00	0.00	0.00	0.00	0.00
18	MINISTRY OF JUSTICE	0.00	0.00	0.00	0.00	0.00	0.00	0.00	0.00
19	OFFICE OF THE AUDITOR GENERAL -STATE	0.00	0.00	0.00	0.00	0.00	0.00	0.00	0.00
20	OFFICE OF THE AUDITOR GENERAL -LOCAL GOVT	0.00	0.00	0.00	0.00	0.00	0.00	0.00	0.00
21	CIVIL SERVICE COMMISSION	0.00	0.00	0.00	0.00	0.00	0.00	0.00	0.00
22	JUDICIARY- HIGH COURT	20,642,227.00	3,440,371.17	3,440,371.17	3,440,371.17	3,440,371.17	3,440,371.17	3,440,371.17	41,284,454.00
23	JUDICIARY- CUSTOMARY COURT OF APPEAL	0.00	0.00	0.00	0.00	0.00	0.00	0.00	0.00
24	JUDICIAL SERVICE COMMISSION	0.00	0.00	0.00	0.00	0.00	0.00	0.00	0.00
25	LOCAL GOVERNMENT SERVICE COMMISSION	0.00	0.00	0.00	0.00	0.00	0.00	0.00	0.00
26	LEGISLATURE	0.00	0.00	0.00	0.00	0.00	0.00	0.00	0.00
27	HOUSE OF ASSEMBLY SERVICE COMMISSION	0.00	0.00	0.00	0.00	0.00	0.00	0.00	0.00
28	IMO STATE INDEPENDENT ELECTORAL COMMISSION	0.00	0.00	0.00	0.00	0.00	0.00	0.00	0.00
29	MINISTRY OF COMMUNITY GOVT COUNCIL	0.00	0.00	0.00	0.00	0.00	0.00	0.00	0.00
30	MINISTRY OF INTERNAL RESOURCES & PENSIONS	0.00	0.00	0.00	0.00	0.00	0.00	0.00	0.00
	TOTAL ADMINISTRATIVE SECTOR	**20,642,227.00**	**3,440,371.17**	**3,440,371.17**	**3,440,371.17**	**3,440,371.17**	**3,440,371.17**	**3,440,371.17**	**41,284,454.00**
	GRAND TOTAL	**20,642,227.00**	**3,440,371.17**	**3,440,371.17**	**3,440,371.17**	**3,440,371.17**	**3,440,371.17**	**3,440,371.17**	**41,284,454.00**

Note 8a

Schedule Of Sales General For 2018

	SALES-GENERAL			
ACTUAL 2017	**SALES**	**ACTUAL 2018**	**BUDGET 2018**	**VARIANCE**
₦	**Description**	₦	₦	₦
167,917.34	MINISTRY OF AGRICULTURE & ENVIRONMENT	0.00	5,023,000.00	-5,023,000.00
298.41	MINISTRY OF COMMERCE AND INDUSTRY	0.00	0.00	0.00
531,541.39	MINISTRY OF LANDS, SURVEY,HOUSING & URBAN DEV	0.00	28,550,000.00	-28,550,000.00
325,684.30	MINISTRY OF INFORMATION, TOURISM & PUBLIC UTILITIES	0.00	10,129,000.00	-10,129,000.00
134,284.14	MINISTRY OF WORKS AND TRANSPORT	0.00	250,000.00	-250,000.00
1,159,725.58	**TOTAL ECONOMIC SECTOR**	**0.00**	**43,952,000.00**	**-43,952,000.00**
0.00	MINISTRY OF EDUCATION,SCIENCE AND TECHNOLOGY	0.00	0.00	0.00
37,301.15	MINISTRY OF HEALTH, SOCIAL DEVELOPMENT& WOMEN AFFAIRS	0.00	0.00	0.00
1,616.38	MINISTRY OF YOUTH,SPORTS AND PUBLIC SAFETY	0.00	7,500.00	-7,500.00
38,917.53	**TOTAL SOCIAL SERVICE SECTOR**	**0.00**	**7,500.00**	**-7,500.00**

Note 8a

Schedule Of Sales General For 2018

ACTUAL 2017	SALES	ACTUAL 2018	BUDGET 2018	VARIANCE
	Description			
0.00	OFFICE OF THE EXECUTIVE GOVERNOR	0.00	0.00	0.00
25,513.99	OFFICE OF THE DEPUTY GOVERNOR	0.00	0.00	0.00
18,650.57	MINISTRY OF LOCAL GOVERNMENT& RURAL DEVELOPMENT	11,348,307.16	0.00	11,348,307.16
0.00	IMO STATE PLANNING & ECONOMIC DEVT COMM	0.00	50,000.00	-50,000.00
0.00	OFFICE OF THE SECRETARY TO THE STATE GOVERNMENT	0.00	0.00	0.00
0.00	OFFICE OF THE HEAD OF SERVICE	0.00	1,185,000.00	-1,185,000.00
0.00	MINISTRY OF FINANCE	0.00	0.00	0.00
2,318,888.16	BOARD OF INTERNAL REVENUE	0.00	94,000,000.00	-94,000,000.00
186,505.75	MINISTRY OF JUSTICE	11,348,307.16	10,000,000.00	1,348,307.16
0.00	OFFICE OF THE AUDITOR GENERAL -STATE	0.00	0.00	0.00
0.00	OFFICE OF THE AUDITOR GENERAL -LOCAL GOVT	0.00	0.00	0.00
0.00	CIVIL SERVICE COMMISSION	0.00	0.00	0.00
0.00	JUDICIARY- HIGH COURT	0.00	0.00	0.00
0.00	JUDICIARY- CUSTOMARY COURT OF APPEAL	0.00	0.00	0.00
37,674.16	JUDICIAL SERVICE COMMISSION	198,328,550.05	0.00	198,328,550.05
0.00	LOCAL GOVERNMENT SERVICE COMMISSION	0.00	0.00	0.00
9,051.75	LEGISLATURE	0.00	364,000.00	-364,000.00
9,511.79	HOUSE OF ASSEMBLY SERVICE COMMISSION	0.00	0.00	0.00
0.00	IMO STATE INDEPENDENT ELECTORAL COMMISSION	0.00	0.00	0.00
48,285,990.52	MINISTRY OF COMMUNITY GOVT COUNCIL,CULTURE AND CHIEFTAINCY AFFAIRS	33,994,097.62	13,451,500.00	20,542,597.62
0.00	MINISTRY OF INTERNAL RESOURCES & PENSIONS	0.00	0.00	0.00
50,891,786.69	**TOTAL GENERAL ADMINISTRATION**	**255,019,261.99**	**119,050,500.00**	**135,968,761.99**
52,090,429.80	**GRAND TOTAL**	**255,019,261.99**	**163,010,000.00**	**92,009,261.99**

Note 8b

Monthly Schedule for Sales General for 2018

S/N	DESCRIPTION	JAN ₦	FEB ₦	MAR ₦	APR ₦	MAY ₦	JUN ₦	SUB TOTAL B/F ₦
1	MINISTRY OF AGRICULTURE & ENVIRONMENT	0.00	0.00	0.00	0.00	0.00	0.00	0.00
2	MINISTRY OF COMMERCE AND INDUSTRY	0.00	0.00	0.00	0.00	0.00	0.00	0.00
3	MINISTRY OF LANDS, SURVEY,HOUSING & URBAN DEV	0.00	0.00	0.00	0.00	0.00	0.00	0.00
4	MINISTRY OF INFORMATION, TOURISM & PUBLIC UTILITIES	0.00	0.00	0.00	0.00	0.00	0.00	0.00
5	MINISTRY OF NON-FORMAL SECTOR & MARKET DEVELOPMENT	0.00	0.00	0.00	0.00	0.00	0.00	0.00
6	MINISTRY OF WORKS AND TRANSPORT	0.00	0.00	0.00	0.00	0.00	0.00	0.00
	TOTAL ECONOMIC SECTOR	**0.00**	**0.00**	**0.00**	**0.00**	**0.00**	**0.00**	**0.00**
7	MINISTRY OF EDUCATION,SCIENCE AND TECHNOLOGY	0.00	0.00	0.00	0.00	0.00	0.00	0.00
8	MINISTRY OF HEALTH, SOCIAL DEVELOPMENT& WOMEN AFFAIRS	0.00	0.00	0.00	0.00	0.00	0.00	0.00
9	MINISTRY OF YOUTH,SPORTS AND PUBLIC SAFETY	0.00	0.00	0.00	0.00	0.00	0.00	0.00
	TOTAL SOCIAL SERVICE SECTOR	**0.00**	**0.00**	**0.00**	**0.00**	**0.00**	**0.00**	
10	OFFICE OF THE EXECUTIVE GOVERNOR	0.00	0.00	0.00	0.00	0.00	0.00	0.00
11	OFFICE OF THE DEPUTY GOVERNOR	0.00	0.00	0.00	0.00	0.00	0.00	0.00
12	MINISTRY OF LOCAL GOVERNMENT& RURAL DEVELOPMENT	945,692.26	945,692.26	945,692.26	945,692.26	945,692.26	945,692.26	5,674,153.58
13	IMO STATE PLANNING & ECONOMIC DEVT COMM	0.00	0.00	0.00	0.00	0.00	0.00	0.00
14	OFFICE OF THE SECRETARY TO THE STATE GOVERNMENT	0.00	0.00	0.00	0.00	0.00	0.00	0.00
15	OFFICE OF THE HEAD OF SERVICE	0.00	0.00	0.00	0.00	0.00	0.00	0.00
16	MINISTRY OF FINANCE	0.00	0.00	0.00	0.00	0.00	0.00	0.00
17	BOARD OF INTERNAL REVENUE	0.00	0.00	0.00	0.00	0.00	0.00	0.00
18	MINISTRY OF JUSTICE	945,692.26	945,692.26	945,692.26	945,692.26	945,692.26	945,692.26	5,674,153.58
19	OFFICE OF THE AUDITOR GENERAL -STATE	0.00	0.00	0.00	0.00	0.00	0.00	0.00
20	OFFICE OF THE AUDITOR GENERAL -LOCAL GOVT	0.00	0.00	0.00	0.00	0.00	0.00	0.00
21	CIVIL SERVICE COMMISSION	0.00	0.00	0.00	0.00	0.00	0.00	0.00
22	JUDICIARY- HIGH COURT	0.00	0.00	0.00	0.00	0.00	0.00	0.00
23	JUDICIARY- CUSTOMARY COURT OF APPEAL	0.00	0.00	0.00	0.00	0.00	0.00	0.00
24	JUDICIAL SERVICE COMMISSION	16,527,379.17	16,527,379.17	16,527,379.17	16,527,379.17	16,527,379.17	16,527,379.17	99,164,275.03
25	LOCAL GOVERNMENT SERVICE COMMISSION	0.00	0.00	0.00	0.00	0.00	0.00	0.00
26	LEGISLATURE	0.00	0.00	0.00	0.00	0.00	0.00	0.00
27	HOUSE OF ASSEMBLY SERVICE COMMISSION	0.00	0.00	0.00	0.00	0.00	0.00	0.00
28	IMO STATE INDEPENDENT ELECTORAL COMMISSION	0.00	0.00	0.00	0.00	0.00	0.00	0.00
29	MINISTRY OF COMMUNITY GOVT COUNCIL	2,832,841.47	2,832,841.47	2,832,841.47	2,832,841.47	2,832,841.47	2,832,841.47	16,997,048.81
30	MINISTRY OF INTERNAL RESOURCES & PENSIONS	0.00	0.00	0.00	0.00	0.00	0.00	0.00
	TOTAL ADMINISTRATIVE SECTOR	**21,251,605.17**	**21,251,605.17**	**21,251,605.17**	**21,251,605.17**	**21,251,605.17**	**21,251,605.17**	**127,509,631.00**
	GRAND TOTAL	**21,251,605.17**	**21,251,605.17**	**21,251,605.17**	**21,251,605.17**	**21,251,605.17**	**21,251,605.17**	**127,509,631.00**

Note 8b CONT'D.

Monthly Schedule for Sales General for 2018

S/N	DESCRIPTION	SUB TOTAL B/F ₦	JUL ₦	AUG ₦	SEP ₦	OCT ₦	NOV ₦	DEC ₦	ACTUAL 2018 ₦
1	MINISTRY OF AGRICULTURE & ENVIRONMENT	0.00	0.00	0.00	0.00	0.00	0.00	0.00	0.00
2	MINISTRY OF COMMERCE AND INDUSTRY	0.00	0.00	0.00	0.00	0.00	0.00	0.00	0.00
3	MINISTRY OF LANDS, SURVEY,HOUSING & URBAN DEV	0.00	0.00	0.00	0.00	0.00	0.00	0.00	0.00
4	MINISTRY OF INFORMATION, TOURISM & PUBLIC UTILITIES	0.00	0.00	0.00	0.00	0.00	0.00	0.00	0.00
5	MINISTRY OF NON-FORMAL SECTOR & MARKET DEVELOPMENT	0.00	0.00	0.00	0.00	0.00	0.00	0.00	0.00
6	MINISTRY OF WORKS AND TRANSPORT	0.00	0.00	0.00	0.00	0.00	0.00	0.00	0.00
	TOTAL ECONOMIC SECTOR	**0.00**	**0.00**	**0.00**	**0.00**	**0.00**	**0.00**	**0.00**	**0.00**
7	MINISTRY OF EDUCATION,SCIENCE AND TECHNOLOGY	0.00	0.00	0.00	0.00	0.00	0.00	0.00	0.00
8	MINISTRY OF HEALTH, SOCIAL DEVELOPMENT& WOMEN AFFAIRS	0.00	0.00	0.00	0.00	0.00	0.00	0.00	0.00
9	MINISTRY OF YOUTH,SPORTS AND PUBLIC SAFETY	0.00	0.00	0.00	0.00	0.00	0.00	0.00	0.00
	TOTAL SOCIAL SERVICE SECTOR		**0.00**	**0.00**	**0.00**	**0.00**	**0.00**	**0.00**	**0.00**
10	OFFICE OF THE EXECUTIVE GOVERNOR	0.00	0.00	0.00	0.00	0.00	0.00	0.00	0.00
11	OFFICE OF THE DEPUTY GOVERNOR	0.00	0.00	0.00	0.00	0.00	0.00	0.00	0.00
12	MINISTRY OF LOCAL GOVERNMENT& RURAL DEVELOPMENT	5,674,153.58	945,692.26	945,692.26	945,692.26	945,692.26	945,692.26	945,692.26	11,348,307.16
13	IMO STATE PLANNING & ECONOMIC DEVT COMM	0.00	0.00	0.00	0.00	0.00	0.00	0.00	0.00
14	OFFICE OF THE SECRETARY TO THE STATE GOVERNMENT	0.00	0.00	0.00	0.00	0.00	0.00	0.00	0.00
15	OFFICE OF THE HEAD OF SERVICE	0.00	0.00	0.00	0.00	0.00	0.00	0.00	0.00
16	MINISTRY OF FINANCE	0.00	0.00	0.00	0.00	0.00	0.00	0.00	0.00
17	BOARD OF INTERNAL REVENUE	0.00	0.00	0.00	0.00	0.00	0.00	0.00	0.00
18	MINISTRY OF JUSTICE	5,674,153.58	945,692.26	945,692.26	945,692.26	945,692.26	945,692.26	945,692.26	11,348,307.16
19	OFFICE OF THE AUDITOR GENERAL -STATE	0.00	0.00	0.00	0.00	0.00	0.00	0.00	0.00
20	OFFICE OF THE AUDITOR GENERAL -LOCAL GOVT	0.00	0.00	0.00	0.00	0.00	0.00	0.00	0.00
21	CIVIL SERVICE COMMISSION	0.00	0.00	0.00	0.00	0.00	0.00	0.00	0.00
22	JUDICIARY- HIGH COURT	0.00	0.00	0.00	0.00	0.00	0.00	0.00	0.00
23	JUDICIARY- CUSTOMARY COURT OF APPEAL	0.00	0.00	0.00	0.00	0.00	0.00	0.00	0.00
24	JUDICIAL SERVICE COMMISSION	99,164,275.03	16,527,379.17	16,527,379.17	16,527,379.17	16,527,379.17	16,527,379.17	16,527,379.17	198,328,550.05
25	LOCAL GOVERNMENT SERVICE COMMISSION	0.00	0.00	0.00	0.00	0.00	0.00	0.00	0.00
26	LEGISLATURE	0.00	0.00	0.00	0.00	0.00	0.00	0.00	0.00
27	HOUSE OF ASSEMBLY SERVICE COMMISSION	0.00	0.00	0.00	0.00	0.00	0.00	0.00	0.00
28	IMO STATE INDEPENDENT ELECTORAL COMMISSION	0.00	0.00	0.00	0.00	0.00	0.00	0.00	0.00
29	MINISTRY OF COMMUNITY GOVT COUNCIL	16,997,048.81	2,832,841.47	2,832,841.47	2,832,841.47	2,832,841.47	2,832,841.47	2,832,841.47	33,994,097.62
30	MINISTRY OF INTERNAL RESOURCES & PENSIONS	0.00	0.00	0.00	0.00	0.00	0.00	0.00	0.00
	TOTAL ADMINISTRATIVE SECTOR	**127,509,631.00**	**21,251,605.17**	**21,251,605.17**	**21,251,605.17**	**21,251,605.17**	**21,251,605.17**	**21,251,605.17**	**255,019,261.99**
	GRAND TOTAL	**127,509,631.00**	**21,251,605.17**	**21,251,605.17**	**21,251,605.17**	**21,251,605.17**	**21,251,605.17**	**21,251,605.17**	**255,019,261.99**

Note 9a

Schedule Of Earnings For 2018

	EARNINGS			
ACTUAL 2017	**Description**	**ACTUAL 2018**	**BUDGET 2018**	**VARIANCE**
₦		₦	₦	₦
137,386.92	MINISTRY OF AGRICULTURE & ENVIRONMENT	0.00	5,023,000.00	-5,023,000.00
244.15	MINISTRY OF COMMERCE AND INDUSTRY	0.00	0.00	0.00
434,897.50	MINISTRY OF LANDS, SURVEY,HOUSING & URBAN DEV	0.00	28,550,000.00	-28,550,000.00
266,468.97	MINISTRY OF INFORMATION, TOURISM & PUBLIC UTILITIES	0.00	10,129,000.00	-10,129,000.00
109,868.84	MINISTRY OF WORKS AND TRANSPORT	0.00	250,000.00	-250,000.00
948,866.38	**TOTAL ECONOMIC SECTOR**	**0.00**	**43,952,000.00**	**-43,952,000.00**
0.00	MINISTRY OF EDUCATION,SCIENCE AND TECHNOLOGY	0.00	0.00	0.00
30,519.12	MINISTRY OF HEALTH, SOCIAL DEVELOPMENT& WOMEN AFFAIRS		0.00	0.00
1,322.50	MINISTRY OF YOUTH,SPORTS AND PUBLIC SAFETY		7,500.00	-7,500.00
31,841.62	**TOTAL SOCIAL SERVICE SECTOR**	**0.00**	**7,500.00**	**-7,500.00**

Note 9a (Cont'd)
Schedule Of Earnings For 2018

ACTUAL 2017	Description	ACTUAL 2018	BUDGET 2018	VARIANCE
₦		₦	₦	₦
0.00	OFFICE OF THE EXECUTIVE GOVERNOR	0.00	0.00	0.00
20,875.08	OFFICE OF THE DEPUTY GOVERNOR	0.00	0.00	0.00
15,259.56	MINISTRY OF LOCAL GOVERNMENT& RURAL DEVELOPMENT	0.00	0.00	0.00
0.00	IMO STATE PLANNING & ECONOMIC DEVT COMM	0.00	50,000.00	-50,000.00
0.00	OFFICE OF THE SECRETARY TO THE STATE GOVERNMENT	0.00	0.00	0.00
0.00	OFFICE OF THE HEAD OF SERVICE	0.00	1,185,000.00	-1,185,000.00
0.00	MINISTRY OF FINANCE	0.00	0.00	0.00
1,897,272.13	BOARD OF INTERNAL REVENUE	0.00	94,000,000.00	-94,000,000.00
152,595.61	MINISTRY OF JUSTICE	0.00	10,000,000.00	-10,000,000.00
0.00	OFFICE OF THE AUDITOR GENERAL -STATE	0.00	0.00	0.00
0.00	OFFICE OF THE AUDITOR GENERAL -LOCAL GOVT	0.00	0.00	0.00
0.00	CIVIL SERVICE COMMISSION	0.00	0.00	0.00
0.00	JUDICIARY- HIGH COURT	0.00	0.00	0.00
0.00	JUDICIARY- CUSTOMARY COURT OF APPEAL	0.00	0.00	0.00
30,824.31	JUDICIAL SERVICE COMMISSION	0.00	0.00	0.00
0.00	LOCAL GOVERNMENT SERVICE COMMISSION	0.00	0.00	0.00
7,405.97	LEGISLATURE	0.00	364,000.00	-364,000.00
7,782.38	HOUSE OF ASSEMBLY SERVICE COMMISSION	0.00	0.00	0.00
0.00	IMO STATE INDEPENDENT ELECTORAL COMMISSION	0.00	0.00	0.00
39,506,719.52	MINISTRY OF COMMUNITY GOVT COUNCIL,CULTURE AND CHIEFTAINCY AFFAIRS	0.00	13,451,500.00	-13,451,500.00
0.00	MINISTRY OF INTERNAL RESOURCES & PENSIONS	0.00	0.00	0.00
41,638,734.57	**TOTAL GENERAL ADMINISTRATION**	**0.00**	**119,050,500.00**	-119,050,500.00
42,619,442.57	**GRAND TOTAL**	**0.00**	**163,010,000.00**	**-163,010,000.00**

Note 9b

Monthly Schedule for Earnings for 2018

S/N	DESCRIPTION	JAN ₦	FEB ₦	MAR ₦	APR ₦	MAY ₦	JUN ₦	JUL ₦	AUG ₦	SEP ₦	OCT ₦	NOV ₦	DEC ₦	ACTUAL 2018 ₦
1	MINISTRY OF AGRICULTURE & ENVIRONMENT	0.00	0.00	0.00	0.00	0.00	0.00	0.00	0.00	0.00	0.00	0.00	0.00	0.00
2	MINISTRY OF COMMERCE AND INDUSTRY	0.00	0.00	0.00	0.00	0.00	0.00	0.00	0.00	0.00	0.00	0.00	0.00	0.00
3	MINISTRY OF LANDS, SURVEY,HOUSING & URBAN DEV	0.00	0.00	0.00	0.00	0.00	0.00	0.00	0.00	0.00	0.00	0.00	0.00	0.00
4	MINISTRY OF INFORMATION, TOURISM & PUBLIC UTILITIES	0.00	0.00	0.00	0.00	0.00	0.00	0.00	0.00	0.00	0.00	0.00	0.00	0.00
5	MINISTRY OF NON-FORMAL SECTOR & MARKET DEVELOPMENT	0.00	0.00	0.00	0.00	0.00	0.00	0.00	0.00	0.00	0.00	0.00	0.00	0.00
6	MINISTRY OF WORKS AND TRANSPORT	0.00	0.00	0.00	0.00	0.00	0.00	0.00	0.00	0.00	0.00	0.00	0.00	0.00
	TOTAL ECONOMIC SECTOR	**0.00**	**0.00**	**0.00**	**0.00**	**0.00**	**0.00**	**0.00**	**0.00**	**0.00**	**0.00**	**0.00**	**0.00**	**0.00**
7	MINISTRY OF EDUCATION,SCIENCE AND TECHNOLOGY	0.00	0.00	0.00	0.00	0.00	0.00	0.00	0.00	0.00	0.00	0.00	0.00	0.00
8	MINISTRY OF HEALTH, SOCIAL DEVELOPMENT& WOMEN AFFAIRS	0.00	0.00	0.00	0.00	0.00	0.00	0.00	0.00	0.00	0.00	0.00	0.00	0.00
9	MINISTRY OF YOUTH,SPORTS AND PUBLIC SAFETY	0.00	0.00	0.00	0.00	0.00	0.00	0.00	0.00	0.00	0.00	0.00	0.00	0.00
	TOTAL SOCIAL SERVICE SECTOR	**0.00**	**0.00**	**0.00**	**0.00**	**0.00**	**0.00**	**0.00**	**0.00**	**0.00**	**0.00**	**0.00**	**0.00**	**0.00**
10	OFFICE OF THE EXECUTIVE GOVERNOR	0.00	0.00	0.00	0.00	0.00	0.00	0.00	0.00	0.00	0.00	0.00	0.00	0.00
11	OFFICE OF THE DEPUTY GOVERNOR	0.00	0.00	0.00	0.00	0.00	0.00	0.00	0.00	0.00	0.00	0.00	0.00	0.00
12	MINISTRY OF LOCAL GOVERNMENT& RURAL DEVELOPMENT	0.00	0.00	0.00	0.00	0.00	0.00	0.00	0.00	0.00	0.00	0.00	0.00	0.00
13	IMO STATE PLANNING & ECONOMIC DEVT COMM	0.00	0.00	0.00	0.00	0.00	0.00	0.00	0.00	0.00	0.00	0.00	0.00	0.00
14	OFFICE OF THE SECRETARY TO THE STATE GOVERNMENT	0.00	0.00	0.00	0.00	0.00	0.00	0.00	0.00	0.00	0.00	0.00	0.00	0.00
15	OFFICE OF THE HEAD OF SERVICE	0.00	0.00	0.00	0.00	0.00	0.00	0.00	0.00	0.00	0.00	0.00	0.00	0.00
16	MINISTRY OF FINANCE	0.00	0.00	0.00	0.00	0.00	0.00	0.00	0.00	0.00	0.00	0.00	0.00	0.00
17	BOARD OF INTERNAL REVENUE	0.00	0.00	0.00	0.00	0.00	0.00	0.00	0.00	0.00	0.00	0.00	0.00	0.00
18	MINISTRY OF JUSTICE	0.00	0.00	0.00	0.00	0.00	0.00	0.00	0.00	0.00	0.00	0.00	0.00	0.00
19	OFFICE OF THE AUDITOR GENERAL -STATE	0.00	0.00	0.00	0.00	0.00	0.00	0.00	0.00	0.00	0.00	0.00	0.00	0.00
20	OFFICE OF THE AUDITOR GENERAL -LOCAL GOVT	0.00	0.00	0.00	0.00	0.00	0.00	0.00	0.00	0.00	0.00	0.00	0.00	0.00
21	CIVIL SERVICE COMMISSION	0.00	0.00	0.00	0.00	0.00	0.00	0.00	0.00	0.00	0.00	0.00	0.00	0.00
22	JUDICIARY- HIGH COURT	0.00	0.00	0.00	0.00	0.00	0.00	0.00	0.00	0.00	0.00	0.00	0.00	0.00
23	JUDICIARY- CUSTOMARY COURT OF APPEAL	0.00	0.00	0.00	0.00	0.00	0.00	0.00	0.00	0.00	0.00	0.00	0.00	0.00
24	JUDICIAL SERVICE COMMISSION	0.00	0.00	0.00	0.00	0.00	0.00	0.00	0.00	0.00	0.00	0.00	0.00	0.00
25	LOCAL GOVERNMENT SERVICE COMMISSION	0.00	0.00	0.00	0.00	0.00	0.00	0.00	0.00	0.00	0.00	0.00	0.00	0.00
26	LEGISLATURE	0.00	0.00	0.00	0.00	0.00	0.00	0.00	0.00	0.00	0.00	0.00	0.00	0.00
27	HOUSE OF ASSEMBLY SERVICE COMMISSION	0.00	0.00	0.00	0.00	0.00	0.00	0.00	0.00	0.00	0.00	0.00	0.00	0.00
28	IMO STATE INDEPENDENT ELECTORAL COMMISSION	0.00	0.00	0.00	0.00	0.00	0.00	0.00	0.00	0.00	0.00	0.00	0.00	0.00
29	MINISTRY OF COMMUNITY GOVT COUNCIL	0.00	0.00	0.00	0.00	0.00	0.00	0.00	0.00	0.00	0.00	0.00	0.00	0.00
30	MINISTRY OF INTERNAL RESOURCES & PENSIONS	0.00	0.00	0.00	0.00	0.00	0.00	0.00	0.00	0.00	0.00	0.00	0.00	0.00
	TOTAL ADMINISTRATIVE SECTOR	**0.00**	**0.00**	**0.00**	**0.00**	**0.00**	**0.00**	**0.00**	**0.00**	**0.00**	**0.00**	**0.00**	**0.00**	**0.00**
	GRAND TOTAL	**0.00**	**0.00**	**0.00**	**0.00**	**0.00**	**0.00**	**0.00**	**0.00**	**0.00**	**0.00**	**0.00**	**0.00**	**0.00**

Note 10a
Schedule Of Rent of Government Buildings For 2018

	RENT ON GOVT PROPERTIES			
ACTUAL 2017	Description	ACTUAL 2018	BUDGET 2018	VARIANCE
₦		₦	₦	₦
0.00	MINISTRY OF AGRICULTURE & ENVIRONMENT	0.00	11,120,000.00	-11,120,000.00
0.00	MINISTRY OF COMMERCE AND INDUSTRY	0.00	0.00	0.00
0.00	MINISTRY OF LANDS, SURVEY,HOUSING & URBAN DEV	0.00	31,500,000.00	-31,500,000.00
0.00	MINISTRY OF INFORMATION, TOURISM & PUBLIC UTILITIES	0.00	0.00	0.00
0.00	MINISTRY OF WORKS AND TRANSPORT	0.00	0.00	0.00
0.00	**TOTAL ECONOMIC SECTOR**	**0.00**	**42,620,000.00**	**-42,620,000.00**
0.00	MINISTRY OF EDUCATION,SCIENCE AND TECHNOLOGY	0.00	0.00	0.00
0.00	MINISTRY OF HEALTH, SOCIAL DEVELOPMENT& WOMEN AFFAIRS	0.00	0.00	0.00
0.00	MINISTRY OF YOUTH,SPORTS AND PUBLIC SAFETY	0.00	0.00	0.00
0.00	**TOTAL SOCIAL SERVICE SECTOR**	**0.00**	**0.00**	**0.00**

Note 10a (Cont'd)

Schedule Of Rent of Government Buildings For 2018

ACTUAL 2017	Description	ACTUAL 2018	BUDGET 2018	VARIANCE
₦		₦	₦	₦
0.00	OFFICE OF THE EXECUTIVE GOVERNOR	0.00	0.00	0.00
0.00	OFFICE OF THE DEPUTY GOVERNOR	0.00	0.00	0.00
0.00	MINISTRY OF LOCAL GOVERNMENT& RURAL DEVELOPMENT	0.00	0.00	0.00
0.00	IMO STATE PLANNING & ECONOMIC DEVT COMM	0.00	0.00	0.00
0.00	OFFICE OF THE SECRETARY TO THE STATE GOVERNMENT	0.00	0.00	0.00
0.00	OFFICE OF THE HEAD OF SERVICE	0.00	0.00	0.00
0.00	MINISTRY OF FINANCE	0.00	0.00	0.00
0.00	BOARD OF INTERNAL REVENUE	0.00	0.00	0.00
0.00	MINISTRY OF JUSTICE	0.00	0.00	0.00
0.00	OFFICE OF THE AUDITOR GENERAL -STATE	0.00	0.00	0.00
0.00	OFFICE OF THE AUDITOR GENERAL -LOCAL GOVT	0.00	0.00	0.00
0.00	CIVIL SERVICE COMMISSION	0.00	0.00	0.00
0.00	JUDICIARY- HIGH COURT	0.00	0.00	0.00
0.00	JUDICIARY- CUSTOMARY COURT OF APPEAL	0.00	0.00	0.00
0.00	JUDICIAL SERVICE COMMISSION	0.00	0.00	0.00
0.00	LOCAL GOVERNMENT SERVICE COMMISSION	0.00	0.00	0.00
0.00	LEGISLATURE	0.00	0.00	0.00
0.00	HOUSE OF ASSEMBLY SERVICE COMMISSION	0.00	0.00	0.00
0.00	IMO STATE INDEPENDENT ELECTORAL COMMISSION	0.00	0.00	0.00
0.00	MINISTRY OF COMMUNITY GOVT COUNCIL,CULTURE AND CHIEFTAINCY AFFAIRS	0.00	0.00	0.00
0.00	MINISTRY OF INTERNAL RESOURCES & PENSIONS	0.00	0.00	0.00
0.00	**TOTAL GENERAL ADMINISTRATION**	**0.00**	**0.00**	**0.00**
0.00	**GRAND TOTAL**	**0.00**	**42,620,000.00**	**-42,620,000.00**

Note 10b

Monthly Schedule of Rent of Government Building for 2018

S/N	DESCRIPTION	JAN ₦	FEB ₦	MAR ₦	APR ₦	MAY ₦	JUN ₦	JUL ₦	AUG ₦	SEP ₦	OCT ₦	NOV ₦	DEC ₦	ACTUAL 2018 ₦
1	MINISTRY OF AGRICULTURE & ENVIRONMENT	0.00	0.00	0.00	0.00	0.00	0.00	0.00	0.00	0.00	0.00	0.00	0.00	0.00
2	MINISTRY OF COMMERCE AND INDUSTRY	0.00	0.00	0.00	0.00	0.00	0.00	0.00	0.00	0.00	0.00	0.00	0.00	0.00
3	MINISTRY OF LANDS, SURVEY,HOUSING & URBAN DEV	0.00	0.00	0.00	0.00	0.00	0.00	0.00	0.00	0.00	0.00	0.00	0.00	0.00
4	MINISTRY OF INFORMATION, TOURISM & PUBLIC UTILITIES	0.00	0.00	0.00	0.00	0.00	0.00	0.00	0.00	0.00	0.00	0.00	0.00	0.00
5	MINISTRY OF NON-FORMAL SECTOR & MARKET DEVELOPMENT	0.00	0.00	0.00	0.00	0.00	0.00	0.00	0.00	0.00	0.00	0.00	0.00	0.00
6	MINISTRY OF WORKS AND TRANSPORT	0.00	0.00	0.00	0.00	0.00	0.00	0.00	0.00	0.00	0.00	0.00	0.00	0.00
	TOTAL ECONOMIC SECTOR	**0.00**	**0.00**	**0.00**	**0.00**	**0.00**	**0.00**	**0.00**	**0.00**	**0.00**	**0.00**	**0.00**	**0.00**	**0.00**
7	MINISTRY OF EDUCATION,SCIENCE AND TECHNOLOGY	0.00	0.00	0.00	0.00	0.00	0.00	0.00	0.00	0.00	0.00	0.00	0.00	0.00
8	MINISTRY OF HEALTH, SOCIAL DEVELOPMENT& WOMEN AFFAIRS	0.00	0.00	0.00	0.00	0.00	0.00	0.00	0.00	0.00	0.00	0.00	0.00	0.00
9	MINISTRY OF YOUTH,SPORTS AND PUBLIC SAFETY	0.00	0.00	0.00	0.00	0.00	0.00	0.00	0.00	0.00	0.00	0.00	0.00	0.00
	TOTAL SOCIAL SERVICE SECTOR	**0.00**	**0.00**	**0.00**	**0.00**	**0.00**	**0.00**	**0.00**	**0.00**	**0.00**	**0.00**	**0.00**	**0.00**	**0.00**
10	OFFICE OF THE EXECUTIVE GOVERNOR	0.00	0.00	0.00	0.00	0.00	0.00	0.00	0.00	0.00	0.00	0.00	0.00	0.00
11	OFFICE OF THE DEPUTY GOVERNOR	0.00	0.00	0.00	0.00	0.00	0.00	0.00	0.00	0.00	0.00	0.00	0.00	0.00
12	MINISTRY OF LOCAL GOVERNMENT& RURAL DEVELOPMENT	0.00	0.00	0.00	0.00	0.00	0.00	0.00	0.00	0.00	0.00	0.00	0.00	0.00
13	IMO STATE PLANNING & ECONOMIC DEVT COMM	0.00	0.00	0.00	0.00	0.00	0.00	0.00	0.00	0.00	0.00	0.00	0.00	0.00
14	OFFICE OF THE SECRETARY TO THE STATE GOVERNMENT	0.00	0.00	0.00	0.00	0.00	0.00	0.00	0.00	0.00	0.00	0.00	0.00	0.00
15	OFFICE OF THE HEAD OF SERVICE	0.00	0.00	0.00	0.00	0.00	0.00	0.00	0.00	0.00	0.00	0.00	0.00	0.00
16	MINISTRY OF FINANCE	0.00	0.00	0.00	0.00	0.00	0.00	0.00	0.00	0.00	0.00	0.00	0.00	0.00
17	BOARD OF INTERNAL REVENUE	0.00	0.00	0.00	0.00	0.00	0.00	0.00	0.00	0.00	0.00	0.00	0.00	0.00
18	MINISTRY OF JUSTICE	0.00	0.00	0.00	0.00	0.00	0.00	0.00	0.00	0.00	0.00	0.00	0.00	0.00
19	OFFICE OF THE AUDITOR GENERAL -STATE	0.00	0.00	0.00	0.00	0.00	0.00	0.00	0.00	0.00	0.00	0.00	0.00	0.00
20	OFFICE OF THE AUDITOR GENERAL -LOCAL GOVT	0.00	0.00	0.00	0.00	0.00	0.00	0.00	0.00	0.00	0.00	0.00	0.00	0.00
21	CIVIL SERVICE COMMISSION	0.00	0.00	0.00	0.00	0.00	0.00	0.00	0.00	0.00	0.00	0.00	0.00	0.00
22	JUDICIARY- HIGH COURT	0.00	0.00	0.00	0.00	0.00	0.00	0.00	0.00	0.00	0.00	0.00	0.00	0.00
23	JUDICIARY- CUSTOMARY COURT OF APPEAL	0.00	0.00	0.00	0.00	0.00	0.00	0.00	0.00	0.00	0.00	0.00	0.00	0.00
24	JUDICIAL SERVICE COMMISSION	0.00	0.00	0.00	0.00	0.00	0.00	0.00	0.00	0.00	0.00	0.00	0.00	0.00
25	LOCAL GOVERNMENT SERVICE COMMISSION	0.00	0.00	0.00	0.00	0.00	0.00	0.00	0.00	0.00	0.00	0.00	0.00	0.00
26	LEGISLATURE	0.00	0.00	0.00	0.00	0.00	0.00	0.00	0.00	0.00	0.00	0.00	0.00	0.00
27	HOUSE OF ASSEMBLY SERVICE COMMISSION	0.00	0.00	0.00	0.00	0.00	0.00	0.00	0.00	0.00	0.00	0.00	0.00	0.00
28	IMO STATE INDEPENDENT ELECTORAL COMMISSION	0.00	0.00	0.00	0.00	0.00	0.00	0.00	0.00	0.00	0.00	0.00	0.00	0.00
29	MINISTRY OF COMMUNITY GOVT COUNCIL	0.00	0.00	0.00	0.00	0.00	0.00	0.00	0.00	0.00	0.00	0.00	0.00	0.00
30	MINISTRY OF INTERNAL RESOURCES & PENSIONS	0.00	0.00	0.00	0.00	0.00	0.00	0.00	0.00	0.00	0.00	0.00	0.00	0.00
	TOTAL ADMINISTRATIVE SECTOR	**0.00**	**0.00**	**0.00**	**0.00**	**0.00**	**0.00**	**0.00**	**0.00**	**0.00**	**0.00**	**0.00**	**0.00**	**0.00**
	GRAND TOTAL	**0.00**	**0.00**	**0.00**	**0.00**	**0.00**	**0.00**	**0.00**	**0.00**	**0.00**	**0.00**	**0.00**	**0.00**	**0.00**

Note 11a

Schedule Of Repayments-General For 2018

	REPAYMENTS- GENERAL			
ACTUAL 2017	Description	ACTUAL 2018	BUDGET 2018	VARIANCE
₦		₦	₦	₦
0.00	MINISTRY OF AGRICULTURE & ENVIRONMENT	0.00	0.00	0.00
0.00	MINISTRY OF COMMERCE AND INDUSTRY	0.00	0.00	0.00
0.00	MINISTRY OF LANDS, SURVEY, HOUSING & URBAN DEV	0.00	0.00	0.00
0.00	MINISTRY OF INFORMATION, TOURISM & PUBLIC UTILITIES	0.00	0.00	0.00
0.00	MINISTRY OF WORKS AND TRANSPORT	0.00	0.00	0.00
0.00	**TOTAL ECONOMIC SECTOR**	**0.00**	**0.00**	**0.00**
0.00	MINISTRY OF EDUCATION, SCIENCE AND TECHNOLOGY	0.00	0.00	0.00
0.00	MINISTRY OF HEALTH, SOCIAL DEVELOPMENT& WOMEN AFFAIRS	0.00	0.00	0.00
0.00	MINISTRY OF YOUTH, SPORTS AND PUBLIC SAFETY	0.00	0.00	0.00
0.00	**TOTAL SOCIAL SERVICE SECTOR**	**0.00**	**0.00**	**0.00**

Note 11a
Schedule Of Repayments-General For 2018

ACTUAL 2017	Description	ACTUAL 2018	BUDGET 2018	VARIANCE
₦		₦	₦	₦
0.00	OFFICE OF THE EXECUTIVE GOVERNOR	0.00	0.00	0.00
0.00	OFFICE OF THE DEPUTY GOVERNOR	0.00	0.00	0.00
0.00	MINISTRY OF LOCAL GOVERNMENT& RURAL DEVELOPMENT	0.00	0.00	0.00
0.00	IMO STATE PLANNING & ECONOMIC DEVT COMM	0.00	0.00	0.00
0.00	OFFICE OF THE SECRETARY TO THE STATE GOVERNMENT	0.00	0.00	0.00
0.00	OFFICE OF THE HEAD OF SERVICE	0.00	0.00	0.00
1,906,500,000.00	MINISTRY OF FINANCE	0.00	0.00	0.00
0.00	BOARD OF INTERNAL REVENUE	0.00	0.00	0.00
0.00	MINISTRY OF JUSTICE	0.00	0.00	0.00
0.00	OFFICE OF THE AUDITOR GENERAL -STATE	0.00	0.00	0.00
0.00	OFFICE OF THE AUDITOR GENERAL -LOCAL GOVT	0.00	0.00	0.00
0.00	CIVIL SERVICE COMMISSION	0.00	0.00	0.00
0.00	JUDICIARY- HIGH COURT	0.00	0.00	0.00
0.00	JUDICIARY- CUSTOMARY COURT OF APPEAL	0.00	0.00	0.00
0.00	JUDICIAL SERVICE COMMISSION	0.00	0.00	0.00
0.00	LOCAL GOVERNMENT SERVICE COMMISSION	0.00	0.00	0.00
0.00	LEGISLATURE	0.00	0.00	0.00
0.00	HOUSE OF ASSEMBLY SERVICE COMMISSION	0.00	0.00	0.00
0.00	IMO STATE INDEPENDENT ELECTORAL COMMISSION	0.00	0.00	0.00
0.00	MINISTRY OF COMMUNITY GOVT COUNCIL,CULTURE AND CHIEFTAINCY AFFAIRS	0.00	0.00	0.00
0.00	MINISTRY OF INTERNAL RESOURCES & PENSIONS	0.00	0.00	0.00
1,906,500,000.00	**TOTAL GENERAL ADMINISTRATION**	**0.00**	**0.00**	**0.00**
1,906,500,000.00	**GRAND TOTAL**	**0.00**	**0.00**	**0.00**

Note 11b

Monthly Schedule of Repayments-General for 2018

S/N	DESCRIPTION	JAN ₦	FEB ₦	MAR ₦	APR ₦	MAY ₦	JUN ₦	JUL ₦	AUG ₦	SEP ₦	OCT ₦	NOV ₦	DEC ₦	ACTUAL 2018 ₦
1	MINISTRY OF AGRICULTURE & ENVIRONMENT	0.00	0.00	0.00	0.00	0.00	0.00	0.00	0.00	0.00	0.00	0.00	0.00	0.00
2	MINISTRY OF COMMERCE AND INDUSTRY	0.00	0.00	0.00	0.00	0.00	0.00	0.00	0.00	0.00	0.00	0.00	0.00	0.00
3	MINISTRY OF LANDS, SURVEY,HOUSING & URBAN DEV	0.00	0.00	0.00	0.00	0.00	0.00	0.00	0.00	0.00	0.00	0.00	0.00	0.00
4	MINISTRY OF INFORMATION, TOURISM & PUBLIC UTILITIES	0.00	0.00	0.00	0.00	0.00	0.00	0.00	0.00	0.00	0.00	0.00	0.00	0.00
5	MINISTRY OF NON-FORMAL SECTOR & MARKET DEVELOPMENT	0.00	0.00	0.00	0.00	0.00	0.00	0.00	0.00	0.00	0.00	0.00	0.00	0.00
6	MINISTRY OF WORKS AND TRANSPORT	0.00	0.00	0.00	0.00	0.00	0.00	0.00	0.00	0.00	0.00	0.00	0.00	0.00
	TOTAL ECONOMIC SECTOR	**0.00**	**0.00**	**0.00**	**0.00**	**0.00**	**0.00**	**0.00**	**0.00**	**0.00**	**0.00**	**0.00**	**0.00**	**0.00**
7	MINISTRY OF EDUCATION,SCIENCE AND TECHNOLOGY	0.00	0.00	0.00	0.00	0.00	0.00	0.00	0.00	0.00	0.00	0.00	0.00	0.00
8	MINISTRY OF HEALTH, SOCIAL DEVELOPMENT& WOMEN AFFAIRS	0.00	0.00	0.00	0.00	0.00	0.00	0.00	0.00	0.00	0.00	0.00	0.00	0.00
9	MINISTRY OF YOUTH,SPORTS AND PUBLIC SAFETY	0.00	0.00	0.00	0.00	0.00	0.00	0.00	0.00	0.00	0.00	0.00	0.00	0.00
	TOTAL SOCIAL SERVICE SECTOR	**0.00**	**0.00**	**0.00**	**0.00**	**0.00**	**0.00**	**0.00**	**0.00**	**0.00**	**0.00**	**0.00**	**0.00**	**0.00**
10	OFFICE OF THE EXECUTIVE GOVERNOR	0.00	0.00	0.00	0.00	0.00	0.00	0.00	0.00	0.00	0.00	0.00	0.00	0.00
11	OFFICE OF THE DEPUTY GOVERNOR	0.00	0.00	0.00	0.00	0.00	0.00	0.00	0.00	0.00	0.00	0.00	0.00	0.00
12	MINISTRY OF LOCAL GOVERNMENT& RURAL DEVELOPMENT	0.00	0.00	0.00	0.00	0.00	0.00	0.00	0.00	0.00	0.00	0.00	0.00	0.00
13	IMO STATE PLANNING & ECONOMIC DEVT COMM	0.00	0.00	0.00	0.00	0.00	0.00	0.00	0.00	0.00	0.00	0.00	0.00	0.00
14	OFFICE OF THE SECRETARY TO THE STATE GOVERNMENT	0.00	0.00	0.00	0.00	0.00	0.00	0.00	0.00	0.00	0.00	0.00	0.00	0.00
15	OFFICE OF THE HEAD OF SERVICE	0.00	0.00	0.00	0.00	0.00	0.00	0.00	0.00	0.00	0.00	0.00	0.00	0.00
16	MINISTRY OF FINANCE	0.00	0.00	0.00	0.00	0.00	0.00	0.00	0.00	0.00	0.00	0.00	0.00	0.00
17	BOARD OF INTERNAL REVENUE	0.00	0.00	0.00	0.00	0.00	0.00	0.00	0.00	0.00	0.00	0.00	0.00	0.00
18	MINISTRY OF JUSTICE	0.00	0.00	0.00	0.00	0.00	0.00	0.00	0.00	0.00	0.00	0.00	0.00	0.00
19	OFFICE OF THE AUDITOR GENERAL -STATE	0.00	0.00	0.00	0.00	0.00	0.00	0.00	0.00	0.00	0.00	0.00	0.00	0.00
20	OFFICE OF THE AUDITOR GENERAL -LOCAL GOVT	0.00	0.00	0.00	0.00	0.00	0.00	0.00	0.00	0.00	0.00	0.00	0.00	0.00
21	CIVIL SERVICE COMMISSION	0.00	0.00	0.00	0.00	0.00	0.00	0.00	0.00	0.00	0.00	0.00	0.00	0.00
22	JUDICIARY- HIGH COURT	0.00	0.00	0.00	0.00	0.00	0.00	0.00	0.00	0.00	0.00	0.00	0.00	0.00
23	JUDICIARY- CUSTOMARY COURT OF APPEAL	0.00	0.00	0.00	0.00	0.00	0.00	0.00	0.00	0.00	0.00	0.00	0.00	0.00
24	JUDICIAL SERVICE COMMISSION	0.00	0.00	0.00	0.00	0.00	0.00	0.00	0.00	0.00	0.00	0.00	0.00	0.00
25	LOCAL GOVERNMENT SERVICE COMMISSION	0.00	0.00	0.00	0.00	0.00	0.00	0.00	0.00	0.00	0.00	0.00	0.00	0.00
26	LEGISLATURE	0.00	0.00	0.00	0.00	0.00	0.00	0.00	0.00	0.00	0.00	0.00	0.00	0.00
27	HOUSE OF ASSEMBLY SERVICE COMMISSION	0.00	0.00	0.00	0.00	0.00	0.00	0.00	0.00	0.00	0.00	0.00	0.00	0.00
28	IMO STATE INDEPENDENT ELECTORAL COMMISSION	0.00	0.00	0.00	0.00	0.00	0.00	0.00	0.00	0.00	0.00	0.00	0.00	0.00
29	MINISTRY OF COMMUNITY GOVT COUNCIL	0.00	0.00	0.00	0.00	0.00	0.00	0.00	0.00	0.00	0.00	0.00	0.00	0.00
30	MINISTRY OF INTERNAL RESOURCES & PENSIONS	0.00	0.00	0.00	0.00	0.00	0.00	0.00	0.00	0.00	0.00	0.00	0.00	0.00
	TOTAL ADMINISTRATIVE SECTOR	**0.00**	**0.00**	**0.00**	**0.00**	**0.00**	**0.00**	**0.00**	**0.00**	**0.00**	**0.00**	**0.00**	**0.00**	**0.00**
	GRAND TOTAL	**0.00**	**0.00**	**0.00**	**0.00**	**0.00**	**0.00**	**0.00**	**0.00**	**0.00**	**0.00**	**0.00**	**0.00**	**0.00**

Note 12a

Schedule Of Investment Income For 2018

	DIVIDEND RECEIVED			
ACTUAL 2017	Description	ACTUAL 2018	BUDGET 2018	VARIANCE
₦		₦	₦	₦
0.00	MINISTRY OF AGRICULTURE & ENVIRONMENT	0.00	0.00	0.00
0.00	MINISTRY OF COMMERCE AND INDUSTRY	0.00	0.00	0.00
0.00	MINISTRY OF LANDS, SURVEY,HOUSING & URBAN DEV	0.00	0.00	0.00
0.00	MINISTRY OF INFORMATION, TOURISM & PUBLIC UTILITIES	0.00	0.00	0.00
0.00	MINISTRY OF WORKS AND TRANSPORT	0.00	0.00	0.00
0.00	**TOTAL ECONOMIC SECTOR**	**0.00**	**0.00**	**0.00**
0.00	MINISTRY OF EDUCATION,SCIENCE AND TECHNOLOGY	0.00	0.00	0.00
0.00	MINISTRY OF HEALTH, SOCIAL DEVELOPMENT & WOMEN AFFAIRS	0.00	0.00	0.00
0.00	MINISTRY OF YOUTH, SPORTS AND PUBLIC SAFETY	0.00	0.00	0.00
0.00	**TOTAL SOCIAL SERVICE SECTOR**	**0.00**	**0.00**	**0.00**

Note 12a CONT'D.

Schedule Of Investment Income For 2018

ACTUAL 2017	Description	ACTUAL 2018	BUDGET 2018	VARIANCE
₦		₦	₦	₦
0.00	OFFICE OF THE EXECUTIVE GOVERNOR	0.00	0.00	0.00
0.00	OFFICE OF THE DEPUTY GOVERNOR	0.00	0.00	0.00
0.00	MINISTRY OF LOCAL GOVERNMENT& RURAL DEVELOPMENT	0.00	0.00	0.00
0.00	IMO STATE PLANNING & ECONOMIC DEVT COMM	0.00	0.00	0.00
0.00	OFFICE OF THE SECRETARY TO THE STATE GOVERNMENT	0.00	0.00	0.00
0.00	OFFICE OF THE HEAD OF SERVICE	0.00	0.00	0.00
956,700,000.00	MINISTRY OF FINANCE	25,319,867.04	0.00	25,319,867.04
0.00	BOARD OF INTERNAL REVENUE	0.00	0.00	0.00
0.00	MINISTRY OF JUSTICE	0.00	0.00	0.00
0.00	OFFICE OF THE AUDITOR GENERAL -STATE	0.00	0.00	0.00
0.00	OFFICE OF THE AUDITOR GENERAL -LOCAL GOVT	0.00	0.00	0.00
0.00	CIVIL SERVICE COMMISSION	0.00	0.00	0.00
0.00	JUDICIARY- HIGH COURT	0.00	0.00	0.00
0.00	JUDICIARY- CUSTOMARY COURT OF APPEAL	0.00	0.00	0.00
0.00	JUDICIAL SERVICE COMMISSION	0.00	0.00	0.00
0.00	LOCAL GOVERNMENT SERVICE COMMISSION	0.00	0.00	0.00
0.00	LEGISLATURE	0.00	0.00	0.00
0.00	HOUSE OF ASSEMBLY SERVICE COMMISSION	0.00	0.00	0.00
0.00	IMO STATE INDEPENDENT ELECTORAL COMMISSION	0.00	0.00	0.00
0.00	MINISTRY OF COMMUNITY GOVT COUNCIL,CULTURE AND CHIEFTAINCY AFFAIRS	0.00	0.00	0.00
0.00	MINISTRY OF INTERNAL RESOURCES & PENSIONS	0.00	0.00	0.00
956,700,000.00	**TOTAL GENERAL ADMINISTRATION**	**25,319,867.04**	**0.00**	**25,319,867.04**
956,700,000.00	**GRAND TOTAL**	**25,319,867.04**	**0.00**	**25,319,867.04**

Note 12b

Monthly Schedule of Investment Income for 2018

S/N	DESCRIPTION	JAN ₦	FEB ₦	MAR ₦	APR ₦	MAY ₦	JUN ₦	JUL ₦	AUG ₦	SEP ₦	OCT ₦	NOV ₦	DEC ₦	ACTUAL 2018 ₦
1	MINISTRY OF AGRICULTURE & ENVIRONMENT	0.00	0.00	0.00	0.00	0.00	0.00	0.00	0.00	0.00	0.00	0.00	0.00	0.00
2	MINISTRY OF COMMERCE AND INDUSTRY	0.00	0.00	0.00	0.00	0.00	0.00	0.00	0.00	0.00	0.00	0.00	0.00	0.00
3	MINISTRY OF LANDS, SURVEY,HOUSING & URBAN DEV	0.00	0.00	0.00	0.00	0.00	0.00	0.00	0.00	0.00	0.00	0.00	0.00	0.00
4	MINISTRY OF INFORMATION, TOURISM & PUBLIC UTILITIES	0.00	0.00	0.00	0.00	0.00	0.00	0.00	0.00	0.00	0.00	0.00	0.00	0.00
5	MINISTRY OF NON-FORMAL SECTOR & MARKET DEVELOPMENT	0.00	0.00	0.00	0.00	0.00	0.00	0.00	0.00	0.00	0.00	0.00	0.00	0.00
6	MINISTRY OF WORKS AND TRANSPORT	0.00	0.00	0.00	0.00	0.00	0.00	0.00	0.00	0.00	0.00	0.00	0.00	0.00
	TOTAL ECONOMIC SECTOR	**0.00**	**0.00**	**0.00**	**0.00**	**0.00**	**0.00**	**0.00**	**0.00**	**0.00**	**0.00**	**0.00**	**0.00**	**0.00**
7	MINISTRY OF EDUCATION,SCIENCE AND TECHNOLOGY	0.00	0.00	0.00	0.00	0.00	0.00	0.00	0.00	0.00	0.00	0.00	0.00	0.00
8	MINISTRY OF HEALTH, SOCIAL DEVELOPMENT& WOMEN AFFAIRS	0.00	0.00	0.00	0.00	0.00	0.00	0.00	0.00	0.00	0.00	0.00	0.00	0.00
9	MINISTRY OF YOUTH,SPORTS AND PUBLIC SAFETY	0.00	0.00	0.00	0.00	0.00	0.00	0.00	0.00	0.00	0.00	0.00	0.00	0.00
	TOTAL SOCIAL SERVICE SECTOR	**0.00**	**0.00**	**0.00**	**0.00**	**0.00**	**0.00**	**0.00**	**0.00**	**0.00**	**0.00**	**0.00**	**0.00**	**0.00**
10	OFFICE OF THE EXECUTIVE GOVERNOR	0.00	0.00	0.00	0.00	0.00	0.00	0.00	0.00	0.00	0.00	0.00	0.00	0.00
11	OFFICE OF THE DEPUTY GOVERNOR	0.00	0.00	0.00	0.00	0.00	0.00	0.00	0.00	0.00	0.00	0.00	0.00	0.00
12	MINISTRY OF LOCAL GOVERNMENT& RURAL DEVELOPMENT	0.00	0.00	0.00	0.00	0.00	0.00	0.00	0.00	0.00	0.00	0.00	0.00	0.00
13	IMO STATE PLANNING & ECONOMIC DEVT COMM	0.00	0.00	0.00	0.00	0.00	0.00	0.00	0.00	0.00	0.00	0.00	0.00	0.00
14	OFFICE OF THE SECRETARY TO THE STATE GOVERNMENT	0.00	0.00	0.00	0.00	0.00	0.00	0.00	0.00	0.00	0.00	0.00	0.00	0.00
15	OFFICE OF THE HEAD OF SERVICE	0.00	0.00	0.00	0.00	0.00	0.00	0.00	0.00	0.00	0.00	0.00	0.00	0.00
16	MINISTRY OF FINANCE	2,109,988.92	2,109,988.92	2,109,988.92	2,109,988.92	2,109,988.92	2,109,988.92	2,109,988.92	2,109,988.92	2,109,988.92	2,109,988.92	2,109,988.92	2,109,988.92	25,319,867.04
17	BOARD OF INTERNAL REVENUE	0.00	0.00	0.00	0.00	0.00	0.00	0.00	0.00	0.00	0.00	0.00	0.00	0.00
18	MINISTRY OF JUSTICE	0.00	0.00	0.00	0.00	0.00	0.00	0.00	0.00	0.00	0.00	0.00	0.00	0.00
19	OFFICE OF THE AUDITOR GENERAL -STATE	0.00	0.00	0.00	0.00	0.00	0.00	0.00	0.00	0.00	0.00	0.00	0.00	0.00
20	OFFICE OF THE AUDITOR GENERAL -LOCAL GOVT	0.00	0.00	0.00	0.00	0.00	0.00	0.00	0.00	0.00	0.00	0.00	0.00	0.00
21	CIVIL SERVICE COMMISSION	0.00	0.00	0.00	0.00	0.00	0.00	0.00	0.00	0.00	0.00	0.00	0.00	0.00
22	JUDICIARY- HIGH COURT	0.00	0.00	0.00	0.00	0.00	0.00	0.00	0.00	0.00	0.00	0.00	0.00	0.00
23	JUDICIARY- CUSTOMARY COURT OF APPEAL	0.00	0.00	0.00	0.00	0.00	0.00	0.00	0.00	0.00	0.00	0.00	0.00	0.00
24	JUDICIAL SERVICE COMMISSION	0.00	0.00	0.00	0.00	0.00	0.00	0.00	0.00	0.00	0.00	0.00	0.00	0.00
25	LOCAL GOVERNMENT SERVICE COMMISSION	0.00	0.00	0.00	0.00	0.00	0.00	0.00	0.00	0.00	0.00	0.00	0.00	0.00
26	LEGISLATURE	0.00	0.00	0.00	0.00	0.00	0.00	0.00	0.00	0.00	0.00	0.00	0.00	0.00
27	HOUSE OF ASSEMBLY SERVICE COMMISSION	0.00	0.00	0.00	0.00	0.00	0.00	0.00	0.00	0.00	0.00	0.00	0.00	0.00
28	IMO STATE INDEPENDENT ELECTORAL COMMISSION	0.00	0.00	0.00	0.00	0.00	0.00	0.00	0.00	0.00	0.00	0.00	0.00	0.00
29	MINISTRY OF COMMUNITY GOVT COUNCIL	0.00	0.00	0.00	0.00	0.00	0.00	0.00	0.00	0.00	0.00	0.00	0.00	0.00
30	MINISTRY OF INTERNAL RESOURCES & PENSIONS	0.00	0.00	0.00	0.00	0.00	0.00	0.00	0.00	0.00	0.00	0.00	0.00	0.00
	TOTAL ADMINISTRATIVE SECTOR	**2,109,988.92**	**2,109,988.92**	**2,109,988.92**	**2,109,988.92**	**2,109,988.92**	**2,109,988.92**	**2,109,988.92**	**2,109,988.92**	**2,109,988.92**	**2,109,988.92**	**2,109,988.92**	**2,109,988.92**	**25,319,867.04**
	GRAND TOTAL	**2,109,988.92**	**2,109,988.92**	**2,109,988.92**	**2,109,988.92**	**2,109,988.92**	**2,109,988.92**	**2,109,988.92**	**2,109,988.92**	**2,109,988.92**	**2,109,988.92**	**2,109,988.92**	**2,109,988.92**	**25,319,867.04**

Note 13a

Schedule of Interest Earned For 2018

	INTEREST EARNED			
ACTUAL 2017	Description	ACTUAL 2018	BUDGET 2018	VARIANCE
₦		₦	₦	₦
0.00	MINISTRY OF AGRICULTURE & ENVIRONMENT	0.00	0.00	0.00
0.00	MINISTRY OF COMMERCE AND INDUSTRY	0.00	0.00	0.00
0.00	MINISTRY OF LANDS, SURVEY,HOUSING & URBAN DEV	0.00	0.00	0.00
0.00	MINISTRY OF INFORMATION, TOURISM & PUBLIC UTILITIES	0.00	0.00	0.00
0.00	MINISTRY OF WORKS AND TRANSPORT	0.00	0.00	0.00
0.00	**TOTAL ECONOMIC SECTOR**	**0.00**	**0.00**	**0.00**
0.00	MINISTRY OF EDUCATION,SCIENCE AND TECHNOLOGY	0.00	0.00	0.00
0.00	MINISTRY OF HEALTH, SOCIAL DEVELOPMENT& WOMEN AFFAIRS	0.00	0.00	0.00
0.00	MINISTRY OF YOUTH,SPORTS AND PUBLIC SAFETY	0.00	0.00	0.00
0.00	**TOTAL SOCIAL SERVICE SECTOR**	**0.00**	**0.00**	**0.00**

Note 13a CONT'D.
Schedule of Interest Earned For 2018

ACTUAL 2017	Description	ACTUAL 2018	BUDGET 2018	VARIANCE
₦		₦	₦	₦
0.00	OFFICE OF THE EXECUTIVE GOVERNOR	0.00	0.00	0.00
0.00	OFFICE OF THE DEPUTY GOVERNOR	0.00	0.00	0.00
0.00	MINISTRY OF LOCAL GOVERNMENT& RURAL DEVELOPMENT	0.00	0.00	0.00
0.00	IMO STATE PLANNING & ECONOMIC DEVT COMM	0.00	0.00	0.00
0.00	OFFICE OF THE SECRETARY TO THE STATE GOVERNMENT	0.00	0.00	0.00
0.00	OFFICE OF THE HEAD OF SERVICE	0.00	0.00	0.00
136,800,000.00	MINISTRY OF FINANCE	0.00	0.00	0.00
0.00	BOARD OF INTERNAL REVENUE	0.00	0.00	0.00
0.00	MINISTRY OF JUSTICE	0.00	0.00	0.00
0.00	OFFICE OF THE AUDITOR GENERAL -STATE	0.00	0.00	0.00
0.00	OFFICE OF THE AUDITOR GENERAL -LOCAL GOVT	0.00	0.00	0.00
0.00	CIVIL SERVICE COMMISSION	0.00	0.00	0.00
0.00	JUDICIARY- HIGH COURT	0.00	0.00	0.00
0.00	JUDICIARY- CUSTOMARY COURT OF APPEAL	0.00	0.00	0.00
0.00	JUDICIAL SERVICE COMMISSION	0.00	0.00	0.00
0.00	LOCAL GOVERNMENT SERVICE COMMISSION	0.00	0.00	0.00
0.00	LEGISLATURE	0.00	0.00	0.00
0.00	HOUSE OF ASSEMBLY SERVICE COMMISSION	0.00	0.00	0.00
0.00	IMO STATE INDEPENDENT ELECTORAL COMMISSION	0.00	0.00	0.00
0.00	MINISTRY OF COMMUNITY GOVT COUNCIL,CULTURE AND CHIEFTAINCY AFFAIRS	0.00	0.00	0.00
0.00	MINISTRY OF INTERNAL RESOURCES & PENSIONS	0.00	0.00	0.00
136,800,000.00	**TOTAL GENERAL ADMINISTRATION**	**0.00**	**0.00**	**0.00**
136,800,000.00	**GRAND TOTAL**	**0.00**	**0.00**	**0.00**

Note 13b

Monthly Schedule of Interest Earned for 2018

S/N	DESCRIPTION	JAN ₦	FEB ₦	MAR ₦	APR ₦	MAY ₦	JUN ₦	JUL ₦	AUG ₦	SEP ₦	OCT ₦	NOV ₦	DEC ₦	ACTUAL 2018 ₦
1	MINISTRY OF AGRICULTURE & ENVIRONMENT	0.00	0.00	0.00	0.00	0.00	0.00	0.00	0.00	0.00	0.00	0.00	0.00	0.00
2	MINISTRY OF COMMERCE AND INDUSTRY	0.00	0.00	0.00	0.00	0.00	0.00	0.00	0.00	0.00	0.00	0.00	0.00	0.00
3	MINISTRY OF LANDS, SURVEY,HOUSING & URBAN DEV	0.00	0.00	0.00	0.00	0.00	0.00	0.00	0.00	0.00	0.00	0.00	0.00	0.00
4	MINISTRY OF INFORMATION, TOURISM & PUBLIC UTILITIES	0.00	0.00	0.00	0.00	0.00	0.00	0.00	0.00	0.00	0.00	0.00	0.00	0.00
5	MINISTRY OF NON-FORMAL SECTOR & MARKET DEVELOPMENT	0.00	0.00	0.00	0.00	0.00	0.00	0.00	0.00	0.00	0.00	0.00	0.00	0.00
6	MINISTRY OF WORKS AND TRANSPORT	0.00	0.00	0.00	0.00	0.00	0.00	0.00	0.00	0.00	0.00	0.00	0.00	0.00
	TOTAL ECONOMIC SECTOR	**0.00**	**0.00**	**0.00**	**0.00**	**0.00**	**0.00**	**0.00**	**0.00**	**0.00**	**0.00**	**0.00**	**0.00**	**0.00**
7	MINISTRY OF EDUCATION,SCIENCE AND TECHNOLOGY	0.00	0.00	0.00	0.00	0.00	0.00	0.00	0.00	0.00	0.00	0.00	0.00	0.00
8	MINISTRY OF HEALTH, SOCIAL DEVELOPMENT& WOMEN AFFAIRS	0.00	0.00	0.00	0.00	0.00	0.00	0.00	0.00	0.00	0.00	0.00	0.00	0.00
9	MINISTRY OF YOUTH,SPORTS AND PUBLIC SAFETY	0.00	0.00	0.00	0.00	0.00	0.00	0.00	0.00	0.00	0.00	0.00	0.00	0.00
	TOTAL SOCIAL SERVICE SECTOR	**0.00**	**0.00**	**0.00**	**0.00**	**0.00**	**0.00**	**0.00**	**0.00**	**0.00**	**0.00**	**0.00**	**0.00**	**0.00**
10	OFFICE OF THE EXECUTIVE GOVERNOR	0.00	0.00	0.00	0.00	0.00	0.00	0.00	0.00	0.00	0.00	0.00	0.00	0.00
11	OFFICE OF THE DEPUTY GOVERNOR	0.00	0.00	0.00	0.00	0.00	0.00	0.00	0.00	0.00	0.00	0.00	0.00	0.00
12	MINISTRY OF LOCAL GOVERNMENT& RURAL DEVELOPMENT	0.00	0.00	0.00	0.00	0.00	0.00	0.00	0.00	0.00	0.00	0.00	0.00	0.00
13	IMO STATE PLANNING & ECONOMIC DEVT COMM	0.00	0.00	0.00	0.00	0.00	0.00	0.00	0.00	0.00	0.00	0.00	0.00	0.00
14	OFFICE OF THE SECRETARY TO THE STATE GOVERNMENT	0.00	0.00	0.00	0.00	0.00	0.00	0.00	0.00	0.00	0.00	0.00	0.00	0.00
15	OFFICE OF THE HEAD OF SERVICE	0.00	0.00	0.00	0.00	0.00	0.00	0.00	0.00	0.00	0.00	0.00	0.00	0.00
16	MINISTRY OF FINANCE	0.00	0.00	0.00	0.00	0.00	0.00	0.00	0.00	0.00	0.00	0.00	0.00	0.00
17	BOARD OF INTERNAL REVENUE	0.00	0.00	0.00	0.00	0.00	0.00	0.00	0.00	0.00	0.00	0.00	0.00	0.00
18	MINISTRY OF JUSTICE	0.00	0.00	0.00	0.00	0.00	0.00	0.00	0.00	0.00	0.00	0.00	0.00	0.00
19	OFFICE OF THE AUDITOR GENERAL -STATE	0.00	0.00	0.00	0.00	0.00	0.00	0.00	0.00	0.00	0.00	0.00	0.00	0.00
20	OFFICE OF THE AUDITOR GENERAL -LOCAL GOVT	0.00	0.00	0.00	0.00	0.00	0.00	0.00	0.00	0.00	0.00	0.00	0.00	0.00
21	CIVIL SERVICE COMMISSION	0.00	0.00	0.00	0.00	0.00	0.00	0.00	0.00	0.00	0.00	0.00	0.00	0.00
22	JUDICIARY- HIGH COURT	0.00	0.00	0.00	0.00	0.00	0.00	0.00	0.00	0.00	0.00	0.00	0.00	0.00
23	JUDICIARY- CUSTOMARY COURT OF APPEAL	0.00	0.00	0.00	0.00	0.00	0.00	0.00	0.00	0.00	0.00	0.00	0.00	0.00
24	JUDICIAL SERVICE COMMISSION	0.00	0.00	0.00	0.00	0.00	0.00	0.00	0.00	0.00	0.00	0.00	0.00	0.00
25	LOCAL GOVERNMENT SERVICE COMMISSION	0.00	0.00	0.00	0.00	0.00	0.00	0.00	0.00	0.00	0.00	0.00	0.00	0.00
26	LEGISLATURE	0.00	0.00	0.00	0.00	0.00	0.00	0.00	0.00	0.00	0.00	0.00	0.00	0.00
27	HOUSE OF ASSEMBLY SERVICE COMMISSION	0.00	0.00	0.00	0.00	0.00	0.00	0.00	0.00	0.00	0.00	0.00	0.00	0.00
28	IMO STATE INDEPENDENT ELECTORAL COMMISSION	0.00	0.00	0.00	0.00	0.00	0.00	0.00	0.00	0.00	0.00	0.00	0.00	0.00
29	MINISTRY OF COMMUNITY GOVT COUNCIL	0.00	0.00	0.00	0.00	0.00	0.00	0.00	0.00	0.00	0.00	0.00	0.00	0.00
30	MINISTRY OF INTERNAL RESOURCES & PENSIONS	0.00	0.00	0.00	0.00	0.00	0.00	0.00	0.00	0.00	0.00	0.00	0.00	0.00
	TOTAL ADMINISTRATIVE SECTOR	**0.00**	**0.00**	**0.00**	**0.00**	**0.00**	**0.00**	**0.00**	**0.00**	**0.00**	**0.00**	**0.00**	**0.00**	**0.00**
	GRAND TOTAL	**0.00**	**0.00**	**0.00**	**0.00**	**0.00**	**0.00**	**0.00**	**0.00**	**0.00**	**0.00**	**0.00**	**0.00**	**0.00**

Note 14a

Schedule of Re-imbursement For 2018

	REIMBURSEMENTS			
ACTUAL 2017	Description	ACTUAL 2018	BUDGET 2018	VARIANCE
₦		₦	₦	₦
0.00	MINISTRY OF AGRICULTURE & ENVIRONMENT	0.00	0.00	0.00
0.00	MINISTRY OF COMMERCE AND INDUSTRY	0.00	0.00	0.00
0.00	MINISTRY OF LANDS, SURVEY,HOUSING & URBAN DEV	0.00	0.00	0.00
0.00	MINISTRY OF INFORMATION, TOURISM & PUBLIC UTILITIES	0.00	0.00	0.00
0.00	MINISTRY OF WORKS AND TRANSPORT	0.00	0.00	0.00
0.00	**TOTAL ECONOMIC SECTOR**	**0.00**	**0.00**	**0.00**
0.00	MINISTRY OF EDUCATION,SCIENCE AND TECHNOLOGY	0.00	0.00	0.00
0.00	MINISTRY OF HEALTH, SOCIAL DEVELOPMENT& WOMEN AFFAIRS	0.00	0.00	0.00
0.00	MINISTRY OF YOUTH,SPORTS AND PUBLIC SAFETY	0.00	0.00	0.00
0.00	**TOTAL SOCIAL SERVICE SECTOR**	**0.00**	**0.00**	**0.00**

Note 14a (Cont'd)
Schedule of Re-imbursement For 2018

ACTUAL 2017	Description	ACTUAL 2018	BUDGET 2018	VARIANCE
₦		₦	₦	₦
0.00	OFFICE OF THE EXECUTIVE GOVERNOR	0.00	0.00	0.00
0.00	OFFICE OF THE DEPUTY GOVERNOR	0.00	0.00	0.00
0.00	MINISTRY OF LOCAL GOVERNMENT& RURAL DEVELOPMENT	0.00	0.00	0.00
0.00	IMO STATE PLANNING & ECONOMIC DEVT COMM	0.00	0.00	0.00
0.00	OFFICE OF THE SECRETARY TO THE STATE GOVERNMENT	0.00	0.00	0.00
0.00	OFFICE OF THE HEAD OF SERVICE	0.00	0.00	0.00
2,826,431,333.82	MINISTRY OF FINANCE	0.00	0.00	0.00
0.00	BOARD OF INTERNAL REVENUE	0.00	0.00	0.00
0.00	MINISTRY OF JUSTICE	0.00	0.00	0.00
0.00	OFFICE OF THE AUDITOR GENERAL -STATE	0.00	0.00	0.00
0.00	OFFICE OF THE AUDITOR GENERAL -LOCAL GOVT	0.00	0.00	0.00
0.00	CIVIL SERVICE COMMISSION	0.00	0.00	0.00
0.00	JUDICIARY- HIGH COURT	0.00	0.00	0.00
0.00	JUDICIARY- CUSTOMARY COURT OF APPEAL	0.00	0.00	0.00
0.00	JUDICIAL SERVICE COMMISSION	0.00	0.00	0.00
0.00	LOCAL GOVERNMENT SERVICE COMMISSION	0.00	0.00	0.00
0.00	LEGISLATURE	0.00	0.00	0.00
0.00	HOUSE OF ASSEMBLY SERVICE COMMISSION	0.00	0.00	0.00
0.00	IMO STATE INDEPENDENT ELECTORAL COMMISSION	0.00	0.00	0.00
0.00	MINISTRY OF COMMUNITY GOVT COUNCIL,CULTURE AND CHIEFTAINCY AFFAIRS	0.00	0.00	0.00
0.00	MINISTRY OF INTERNAL RESOURCES & PENSIONS	0.00	0.00	0.00
2,826,431,333.82	**TOTAL GENERAL ADMINISTRATION**	**0.00**	**0.00**	**0.00**
2,826,431,333.82	**GRAND TOTAL**	**0.00**	**0.00**	**0.00**

Note 14b

Monthly Schedule of Re-imbursement for 2018

S/N	DESCRIPTION	JAN ₦	FEB ₦	MAR ₦	APR ₦	MAY ₦	JUN ₦	JUL ₦	AUG ₦	SEP ₦	OCT ₦	NOV ₦	DEC ₦	ACTUAL 2018 ₦
1	MINISTRY OF AGRICULTURE & ENVIRONMENT	0.00	0.00	0.00	0.00	0.00	0.00	0.00	0.00	0.00	0.00	0.00	0.00	0.00
2	MINISTRY OF COMMERCE AND INDUSTRY	0.00	0.00	0.00	0.00	0.00	0.00	0.00	0.00	0.00	0.00	0.00	0.00	0.00
3	MINISTRY OF LANDS, SURVEY,HOUSING & URBAN DEV	0.00	0.00	0.00	0.00	0.00	0.00	0.00	0.00	0.00	0.00	0.00	0.00	0.00
4	MINISTRY OF INFORMATION, TOURISM & PUBLIC UTILITIES	0.00	0.00	0.00	0.00	0.00	0.00	0.00	0.00	0.00	0.00	0.00	0.00	0.00
5	MINISTRY OF NON-FORMAL SECTOR & MARKET DEVELOPMENT	0.00	0.00	0.00	0.00	0.00	0.00	0.00	0.00	0.00	0.00	0.00	0.00	0.00
6	MINISTRY OF WORKS AND TRANSPORT	0.00	0.00	0.00	0.00	0.00	0.00	0.00	0.00	0.00	0.00	0.00	0.00	0.00
	TOTAL ECONOMIC SECTOR	**0.00**	**0.00**	**0.00**	**0.00**	**0.00**	**0.00**	**0.00**	**0.00**	**0.00**	**0.00**	**0.00**	**0.00**	**0.00**
7	MINISTRY OF EDUCATION,SCIENCE AND TECHNOLOGY	0.00	0.00	0.00	0.00	0.00	0.00	0.00	0.00	0.00	0.00	0.00	0.00	0.00
8	MINISTRY OF HEALTH, SOCIAL DEVELOPMENT& WOMEN AFFAIRS	0.00	0.00	0.00	0.00	0.00	0.00	0.00	0.00	0.00	0.00	0.00	0.00	0.00
9	MINISTRY OF YOUTH,SPORTS AND PUBLIC SAFETY	0.00	0.00	0.00	0.00	0.00	0.00	0.00	0.00	0.00	0.00	0.00	0.00	0.00
	TOTAL SOCIAL SERVICE SECTOR	**0.00**	**0.00**	**0.00**	**0.00**	**0.00**	**0.00**	**0.00**	**0.00**	**0.00**	**0.00**	**0.00**	**0.00**	**0.00**
10	OFFICE OF THE EXECUTIVE GOVERNOR	0.00	0.00	0.00	0.00	0.00	0.00	0.00	0.00	0.00	0.00	0.00	0.00	0.00
11	OFFICE OF THE DEPUTY GOVERNOR	0.00	0.00	0.00	0.00	0.00	0.00	0.00	0.00	0.00	0.00	0.00	0.00	0.00
12	MINISTRY OF LOCAL GOVERNMENT& RURAL DEVELOPMENT	0.00	0.00	0.00	0.00	0.00	0.00	0.00	0.00	0.00	0.00	0.00	0.00	0.00
13	IMO STATE PLANNING & ECONOMIC DEVT COMM	0.00	0.00	0.00	0.00	0.00	0.00	0.00	0.00	0.00	0.00	0.00	0.00	0.00
14	OFFICE OF THE SECRETARY TO THE STATE GOVERNMENT	0.00	0.00	0.00	0.00	0.00	0.00	0.00	0.00	0.00	0.00	0.00	0.00	0.00
15	OFFICE OF THE HEAD OF SERVICE	0.00	0.00	0.00	0.00	0.00	0.00	0.00	0.00	0.00	0.00	0.00	0.00	0.00
16	MINISTRY OF FINANCE	0.00	0.00	0.00	0.00	0.00	0.00	0.00	0.00	0.00	0.00	0.00	0.00	0.00
17	BOARD OF INTERNAL REVENUE	0.00	0.00	0.00	0.00	0.00	0.00	0.00	0.00	0.00	0.00	0.00	0.00	0.00
18	MINISTRY OF JUSTICE	0.00	0.00	0.00	0.00	0.00	0.00	0.00	0.00	0.00	0.00	0.00	0.00	0.00
19	OFFICE OF THE AUDITOR GENERAL -STATE	0.00	0.00	0.00	0.00	0.00	0.00	0.00	0.00	0.00	0.00	0.00	0.00	0.00
20	OFFICE OF THE AUDITOR GENERAL -LOCAL GOVT	0.00	0.00	0.00	0.00	0.00	0.00	0.00	0.00	0.00	0.00	0.00	0.00	0.00
21	CIVIL SERVICE COMMISSION	0.00	0.00	0.00	0.00	0.00	0.00	0.00	0.00	0.00	0.00	0.00	0.00	0.00
22	JUDICIARY- HIGH COURT	0.00	0.00	0.00	0.00	0.00	0.00	0.00	0.00	0.00	0.00	0.00	0.00	0.00
23	JUDICIARY- CUSTOMARY COURT OF APPEAL	0.00	0.00	0.00	0.00	0.00	0.00	0.00	0.00	0.00	0.00	0.00	0.00	0.00
24	JUDICIAL SERVICE COMMISSION	0.00	0.00	0.00	0.00	0.00	0.00	0.00	0.00	0.00	0.00	0.00	0.00	0.00
25	LOCAL GOVERNMENT SERVICE COMMISSION	0.00	0.00	0.00	0.00	0.00	0.00	0.00	0.00	0.00	0.00	0.00	0.00	0.00
26	LEGISLATURE	0.00	0.00	0.00	0.00	0.00	0.00	0.00	0.00	0.00	0.00	0.00	0.00	0.00
27	HOUSE OF ASSEMBLY SERVICE COMMISSION	0.00	0.00	0.00	0.00	0.00	0.00	0.00	0.00	0.00	0.00	0.00	0.00	0.00
28	IMO STATE INDEPENDENT ELECTORAL COMMISSION	0.00	0.00	0.00	0.00	0.00	0.00	0.00	0.00	0.00	0.00	0.00	0.00	0.00
29	MINISTRY OF COMMUNITY GOVT COUNCIL	0.00	0.00	0.00	0.00	0.00	0.00	0.00	0.00	0.00	0.00	0.00	0.00	0.00
30	MINISTRY OF INTERNAL RESOURCES & PENSIONS	0.00	0.00	0.00	0.00	0.00	0.00	0.00	0.00	0.00	0.00	0.00	0.00	0.00
	TOTAL ADMINISTRATIVE SECTOR	**0.00**	**0.00**	**0.00**	**0.00**	**0.00**	**0.00**	**0.00**	**0.00**	**0.00**	**0.00**	**0.00**	**0.00**	**0.00**
	GRAND TOTAL	**0.00**	**0.00**	**0.00**	**0.00**	**0.00**	**0.00**	**0.00**	**0.00**	**0.00**	**0.00**	**0.00**	**0.00**	**0.00**

Note 15a

Schedule Of Personnel Costs For 2018

ACTUAL 2017	Description	ACTUAL 2018	BUDGET 2018	VARIANCE
₦	**Administrative**	₦	₦	₦
604,847,558.94	Office of the Executive Governor	792,570,611.32	778,491,380.00	(14,079,231.32)
83,586,970.96	Office of the Deputy Governor	69,017,525.87	133,978,036.00	64,960,510.13
48,820,930.82	Min. of Local Govt. & Rural Devt.	59,180,618.25	79,979,306.00	20,798,687.75
58,620,524.95	Min. of Planning & Economic Devt. Commission	62,106,995.09	2,706,751,216.00	2,644,644,220.91
142,169,157.09	Office of the Secretary to the State Govt.	189,922,137.16	194,733,542.00	4,811,404.84
13,985,620.93	LAGOS LIAISON OFFICE	13,688,354.33	-	(13,688,354.33)
12,234,944.87	ABUJA LIAISON OFFICE	14,083,094.83	-	(14,083,094.83)
140,788,740.95	Office of the Head of Service	161,453,503.96	125,929,595.00	(35,523,908.96)
351,290,320.78	Min. of Agriculture & Natural Resources	151,269,914.04	-	(151,269,914.04)
138,635,540.80	Min. of Non Formal Sector & Market Dev.	79,042,203.61	65,634,218.00	(13,407,985.61)
-	Min. of Agric. & Food Security	261,951,955.56	294,410,425.00	32,458,469.44
183,690,261.88	Min. of Basic and Secondary Education	150,766,868.12	155,151,752.00	4,384,883.88
-	Min. of Tertiary Education	32,861,217.99	352,225,615.00	319,364,397.01
122,143,175.61	Ministry of Finance	171,206,176.84	190,800,424.00	19,594,247.16
36,244,429.75	Min. of Internal Resources & Pensions	39,426,199.12	49,303,897.00	9,877,697.88
628,427,379.45	Min. of Health	682,052,397.22	409,933,264.00	(272,119,133.22)
190,253,074.10	Min. of Information and Orientation Agency	84,852,406.84	238,895,099.00	154,042,692.16
250,579,062.29	Ministry of Justice	371,838,677.36	889,096,191.00	517,257,513.64
167,817,219.31	Ministry of Lands, Survey, Housing & Urban Develop.	193,971,812.60	215,405,141.00	21,433,328.40
153,373,945.53	Ministry of Works	161,316,792.06	210,118,150.00	48,801,357.94
-	Min. of Housing	33,763,436.42	43,533,592.00	9,770,155.58
-	Min. of Transport	19,346,670.05	7,304,916.00	(12,041,754.05)
86,221,245.58	Office of the Auditor General - State	112,456,687.28	79,927,911.00	(32,528,776.28)
73,663,182.10	Office of the Auditor General - Local	90,292,579.20	79,892,663.00	(10,399,916.20)
53,126,514.05	Civil Service Commission	54,570,600.50	57,978,117.00	3,407,516.50
769,657,206.81	Judiciary - High Court	786,203,727.95	1,314,553,709.00	528,349,981.05

Note 15a Cont'd
Schedule Of Personnel Costs For 2018

ACTUAL 2017	Description	ACTUAL 2018	BUDGET 2018	VARIANCE
₦	**Administrative**	₦	₦	₦
791,301,144.51	Judiciary - Customary Court Appeal	928,781,036.70	1,014,879,570.00	86,098,533.30
88,972,826.13	Judicial Service Commission	105,401,804.24	199,421,924.00	94,020,119.76
32,914,448.64	Local Government Service Commission	36,118,271.45	54,996,633.00	18,878,361.55
5,881,654.39	Local Government Pension Board	7,564,867.86	-	(7,564,867.86)
60,317,315.74	Board of Internal Service	102,519,328.98	51,607,293.00	(50,912,035.98)
423,131,125.22	Imo State House of Assembly	488,152,755.46	314,250,391.00	(173,902,364.46)
-	Min. of Gender & Social Dev.	82,906,744.21	11,009,606.00	(71,897,138.21)
95,543,033.93	Min. of Public Utilities	135,588,827.60	162,760,590.00	27,171,762.40
-	Min. of Sport	19,647,264.75	3,255,608.00	(16,391,656.75)
75,004,981.90	Imo State Independent Electoral Commission	89,400,002.64	101,872,457.00	12,472,454.36
-	Min. of Science, Technology and Vocational Education	31,398,031.46	21,698,086.00	(9,699,945.46)
-	Min. of Tourism	17,455,195.80	12,975,939.00	(4,479,256.80)
60,788,064.57	House of Assembly Service Commission	71,563,635.64	69,598,158.00	(1,965,477.64)
-	Min. of Niger Delta Affairs	29,898,522.41	34,895,202.00	4,996,679.59
63,935,898.78	Min. of Community Government	74,377,815.25	110,569,013.00	36,191,197.75
-	Min. of Rural Development & Rural Lands	12,010,981.61	29,486,190.00	17,475,208.39
-	Min. of Talents and Youth Dev.	52,276,615.58	5,629,089.00	(46,647,526.58)
-	Min. of Inter-Govt Affairs & Donor Agencies	4,364,105.39	3,258,372.00	(1,105,733.39)
	Min. of Labour, Empowerment & Poverty Allev.	8,843,769.52	50,229,349.00	41,385,579.48
	Min. of Public Safety	34,682,523.35	185,970,564.00	151,288,040.65
	Min. of Trade and Investment	103,741,937.01	149,830,052.00	46,088,114.99
	ISOPADEC	298,400,000.00	-	(298,400,000.00)
				-
6,007,967,501.36	**TOTAL**	**7,574,307,200.48**	**10,876,192,280.00**	**3,747,553,309.40**

Note 15b
MONTHLY SCHEDULE OF PERSONNEL COSTS FOR 2018

S/N	MINISTRIES, DEPARTMENTS AND AGENCIES	JAN ₦	FEB ₦	MAR ₦	APR ₦	MAY ₦	JUN ₦	SUB. TOTAL C/F ₦
1	Office of the Executive Governor	64,785,748.95	67,596,650.43	67,938,797.71	66,727,548.38	67,644,353.43	67,238,751.25	401,931,850.15
2	Office of the Deputy Governor	7,170,474.21	7,209,500.63	7,230,428.44	7,725,826.00	8,154,791.22	4,713,193.14	42,204,213.64
3	Office of the State Auditor - General	8,498,767.79	8,305,912.19	8,074,281.82	10,224,342.10	10,966,175.12	10,377,094.73	56,446,573.75
4	Min. of Planning & Economic Devt. Commission	5,184,502.65	5,052,140.47	4,936,404.36	5,844,783.79	5,316,574.10	4,985,558.07	31,319,963.44
5	Office of the Secretary to the State Govt.	14,637,790.37	14,009,595.84	14,509,314.45	15,908,753.98	15,810,057.42	15,657,579.60	90,533,091.66
6	Ministry of Lands, Survey, Housing & Urban Develop.	15,881,796.20	14,885,553.34	13,315,497.57	14,571,767.76	15,922,870.22	16,349,592.01	90,927,077.10
7	Board of Internal Service	8,144,011.60	7,246,389.00	7,044,388.96	8,202,602.12	8,428,240.15	9,116,297.77	48,181,929.60
8	Office of the Auditor General - Local Govt.	6,874,789.38	6,730,926.84	6,808,025.23	7,092,018.25	7,561,731.92	7,200,746.54	42,268,238.16
9	Min. of Local Govt. & Rural Devt.	4,460,719.67	4,173,367.42	4,277,652.17	5,879,079.47	6,695,986.20	4,884,904.64	30,371,709.57
10	Civil Service Commission	3,888,378.64	4,006,410.22	4,040,363.61	4,279,248.49	4,492,655.58	4,527,414.03	25,234,470.57
11	Min. of Basic and Secondary Education	19,285,074.60	7,352,850.00	10,026,162.34	11,695,626.37	12,774,273.91	12,707,679.05	73,841,666.27
12	Imo State House of Assembly Service Commission	4,997,504.03	4,997,504.03	4,997,504.03	5,628,252.94	6,210,042.70	6,705,261.40	33,536,069.13
13	Min. of Non Formal Sector and Market Dev.	12,715,618.66	12,698,118.66	12,692,393.26	2,587,656.43	3,190,455.12	2,979,240.85	46,863,482.98
14	Office of the Head of Service	12,220,618.53	12,350,853.69	11,401,023.05	13,544,437.36	15,637,872.72	14,543,305.47	79,698,110.82
15	Min. of Public Utilities	16,717,893.13	16,681,534.78	10,400,556.51	10,917,288.07	11,344,602.01	10,152,532.53	76,214,407.03
16	Ministry of Works	13,738,639.08	13,526,088.20	13,523,579.04	14,301,742.41	3,052,494.91	14,755,238.41	72,897,782.05
17	Ministry of Finance	11,316,175.73	11,983,343.26	12,000,714.44	13,229,405.96	14,573,743.76	14,519,033.39	77,622,416.54
18	Imo State Independent Electoral Commission	6,318,822.38	6,318,822.38	6,341,322.38	6,984,528.00	8,066,188.80	7,851,101.40	41,880,785.34
19	Imo State House of Assembly	36,768,448.54	36,517,248.02	36,629,626.20	39,860,464.97	41,797,517.63	42,356,598.54	233,929,903.90
20	Min. of Internal Resources & Pensions	3,822,631.31	2,781,204.84	3,496,014.99	3,141,571.85	3,581,915.78	3,352,039.93	20,175,378.70
21	LAGOS LIAISON OFFICE	1,161,707.96	1,022,242.79	1,022,176.63	1,152,457.31	1,156,401.46	1,199,515.92	6,714,502.07
22	ABUJA LIAISON OFFICE	1,051,582.42	998,673.03	998,673.03	1,106,024.45	1,174,413.66	1,250,742.28	6,580,108.87
23	High Court	63,245,918.05	64,367,884.76	62,555,592.95	60,663,822.36	65,825,701.19	60,168,609.51	376,827,528.82
24	Customary Court Appeal	65,936,641.16	64,700,953.78	67,740,616.48	70,354,176.70	76,406,166.37	68,614,018.67	413,752,573.16
25	Min. of Talent and Youths Development	6,992,986.08	6,871,244.48	3,155,033.41	4,019,978.30	4,176,544.13	4,171,286.14	29,387,072.54
26	Min. of Health	62,070,380.10	51,900,003.58	51,652,180.88	51,667,730.54	58,597,263.55	57,455,851.18	333,343,409.83
27	Ministry of Justice	27,286,474.02	28,066,364.33	27,839,145.36	32,068,041.30	32,453,951.45	32,422,255.07	180,136,231.53
28	Min. of Agriculture Environment & Natural Resources	34,006,681.73	31,700,525.84	6,351,913.96	7,262,233.04	8,139,006.82	8,940,266.91	96,400,628.30
29	Local Government Service Commission	2,598,363.32	2,553,006.65	2,553,006.65	2,941,891.62	3,159,110.57	3,107,352.62	16,912,731.43
30	Judicial Service Commission	7,459,091.78	7,475,345.80	7,371,877.08	8,000,877.23	8,824,720.28	7,932,621.03	47,064,533.20
31	Local Government Pension Board	495,369.87	495,389.87	495,369.87	585,062.78	714,446.07	714,446.07	3,500,084.53
32	Min. of Community Government	5,843,223.79	5,876,086.45	5,468,283.98	5,374,261.23	5,763,234.38	5,757,494.90	34,082,584.73
33	Min. of Gender/Soc. Development	-	5,798,031.91	5,832,231.37	6,968,787.38	7,652,176.49	7,843,344.27	34,094,571.42
34	Min. of Tertiary Education	-	2,335,671.81	2,235,916.33	2,662,374.02	2,853,224.87	2,936,292.65	13,023,479.68
35	Min. of Science, Technology and Vocational Edu.	-	4,917,827.93	2,211,387.07	2,776,935.01	2,943,179.65	3,119,080.20	15,968,409.86
36	Min. of Housing	-	-	1,677,747.01	2,826,178.77	3,160,553.00	3,184,585.79	10,849,064.57
37	Min. of Sports	-	-	1,163,819.22	1,603,880.42	1,620,118.45	1,620,118.45	6,007,936.54
38	Min. of Public Safety	-	-	2,707,715.39	3,132,226.26	3,504,319.81	3,333,799.01	12,678,060.47
39	Min. of Niger Delta Affairs	-	-	3,726,736.99	4,261,191.35	4,765,528.42	2,355,482.03	15,108,938.79
40	Min. of Agric. & Food Security	-	-	21,224,693.43	23,596,695.88	26,335,843.26	27,125,979.21	98,283,211.78
41	Min. of Information and Orientation Agency	-	-	6,151,658.26	7,683,331.21	8,620,782.54	8,749,767.09	31,205,539.10
42	Min. of Tourisms	-	-	707,436.71	769,215.15	801,075.30	1,570,166.69	3,847,893.85
43	Min. of Rural Development and Rural Lands	-	-	-	844,814.75	1,285,251.82	1,277,223.19	3,407,289.76
44	Min. of Transport	-	-	-	1,722,470.14	1,825,713.44	1,826,393.36	5,374,576.94
45	Min. of Trade & Investment	-	-	-	11,551,146.76	12,210,609.72	12,228,609.72	35,990,366.20
46	Min. of Inter-Govt. Affairs & Donor Agencies	-	-	-	-	520,311.32	454,592.44	974,903.76
47	Min. of Labour, Empowerment & Poverty Allev.	-	-	-	-	329,033.57	379,127.57	708,161.14
48	ISOPADEC	-	-	-	-	-	-	
	GRAND TOTAL	**555,576,825.73**	**543,503,267.25**	**544,527,262.62**	**583,942,748.66**	**616,041,224.29**	**604,712,184.72**	

Note 15b

MONTHLY SCHEDULE OF PERSONNEL COSTS FOR 2018

S/N	MINISTRIES, DEPARTMENTS AND AGENCIES	SUB. TOTAL C/F	JUL ₦	AUG ₦	SEPT ₦	OCT ₦	NOV ₦	DEC ₦	ACTUAL 2018 ₦
1	Office of the Executive Governor	401,931,850.15	66,853,327.97	64,448,879.27	59,039,404.18	68,532,941.47	59,227,289.83	72,536,918.45	792,570,611.32
2	Office of the Deputy Governor	42,204,213.64	4,764,569.15	4,547,369.15	4,547,369.15	4,547,369.31	4,424,152.67	3,982,482.80	69,017,525.87
3	Office of the State Auditor - General	56,446,573.75	8,925,692.60	8,875,692.60	8,925,548.60	8,935,548.60	9,788,048.60	10,559,582.53	112,456,687.28
4	Min. of Planning & Economic Devt. Commission	31,319,963.44	5,104,413.48	4,981,287.75	4,982,072.23	4,982,177.57	4,902,090.28	5,834,990.34	62,106,995.09
5	Office of the Secretary to the State Govt.	90,533,091.66	16,338,329.90	16,276,260.40	15,614,493.86	16,206,475.41	16,606,549.68	18,346,936.25	189,922,137.16
6	Ministry of Lands, Survey, Housing & Urban Develop.	90,927,077.10	16,552,164.05	16,356,296.17	15,980,825.68	15,953,354.44	17,853,767.75	20,348,327.41	193,971,812.60
7	Board of Internal Service	48,181,929.60	9,172,723.57	8,815,622.58	8,798,698.52	9,110,572.71	8,970,673.50	9,469,108.50	102,519,328.98
8	Office of the Auditor General - Local Govt.	42,268,238.16	8,287,636.26	8,287,636.26	8,287,636.26	7,296,250.65	7,905,573.84	7,959,607.77	90,292,579.20
9	Min. of Local Govt. & Rural Devt.	30,371,709.57	4,974,055.64	4,930,759.83	4,931,720.33	4,439,848.30	4,752,725.01	4,779,799.57	59,180,618.25
10	Civil Service Commission	25,234,470.57	4,596,456.40	4,710,371.00	4,598,459.75	4,624,153.41	5,041,355.53	5,765,333.84	54,570,600.50
11	Min. of Basic and Secondary Education	73,841,666.27	12,738,109.90	12,623,855.03	12,606,958.03	12,760,615.80	12,879,528.10	13,316,134.99	150,766,868.12
12	Imo State House of Assembly Service Commission	33,536,069.13	6,770,771.84	6,756,692.60	6,503,929.38	5,998,724.23	5,998,724.23	5,998,724.23	71,563,635.64
13	Min. of Non Formal Sector and Market Dev.	46,863,482.98	2,984,185.00	3,085,170.15	3,085,170.15	6,580,129.38	6,469,102.32	9,974,963.63	79,042,203.61
14	Office of the Head of Service	79,698,110.82	13,124,031.68	12,823,595.67	12,628,820.59	16,132,448.66	12,876,268.83	14,170,227.71	161,453,503.96
15	Min. of Public Utilities	76,214,407.03	10,038,877.65	9,946,253.83	9,835,734.36	9,846,283.24	9,892,254.54	9,815,016.95	135,588,827.60
16	Ministry of Works	72,897,782.05	15,132,050.05	15,215,909.06	14,981,441.39	14,480,708.25	14,262,916.70	14,345,984.56	161,316,792.06
17	Ministry of Finance	77,622,416.54	14,948,886.15	16,100,170.40	16,091,353.25	16,003,965.38	15,450,745.62	14,988,639.50	171,206,176.84
18	Imo State Independent Electoral Commission	41,880,785.34	7,910,897.79	7,867,471.65	7,867,471.65	7,955,536.67	7,928,132.67	7,989,706.87	89,400,002.64
19	Imo State House of Assembly	233,929,903.90	43,447,383.19	42,303,512.27	42,129,684.65	41,881,609.71	41,855,748.50	42,604,913.24	488,152,755.46
20	Min. of Internal Resources & Pensions	20,175,378.70	3,366,700.46	3,437,555.71	3,339,436.51	3,068,393.14	3,151,938.48	2,886,796.12	39,426,199.12
21	LAGOS LIAISON OFFICE	6,714,502.07	1,159,393.63	1,122,263.92	1,127,525.67	1,184,141.31	1,216,668.62	1,163,859.11	13,688,354.33
22	ABUJA LIAISON OFFICE	6,580,108.87	1,187,050.00	1,267,596.00	1,237,669.48	1,262,162.68	1,274,253.90	1,274,253.90	14,083,094.83
23	High Court	376,827,528.82	75,606,477.10	68,696,986.07	65,629,179.77	64,874,522.44	67,588,638.95	66,980,394.80	786,203,727.95
24	Customary Court Appeal	413,752,573.16	90,314,708.29	91,655,810.64	83,730,014.57	82,480,811.44	83,547,001.62	83,300,116.98	928,781,036.70
25	Min. of Talent and Youths Development	29,387,072.54	4,389,531.80	4,346,684.45	4,146,771.76	3,525,620.38	3,627,079.38	2,853,855.27	52,276,615.58
26	Min. of Health	333,343,409.83	58,560,024.57	58,161,187.32	58,030,622.36	57,723,787.83	57,651,193.85	58,582,171.46	682,052,397.22
27	Ministry of Justice	180,136,231.53	32,204,388.68	32,265,912.57	32,268,790.78	31,779,167.41	31,128,682.20	32,055,504.19	371,838,677.36
28	Min. of Agriculture Environment & Natural Resources	96,400,628.30	9,408,538.15	9,514,149.63	8,223,120.30	8,874,173.94	8,698,780.51	10,150,523.21	151,269,914.04
29	Local Government Service Commission	16,912,731.43	3,249,292.47	3,269,292.47	3,163,950.04	3,132,072.00	3,216,598.04	3,174,335.00	36,118,271.45
30	Judicial Service Commission	47,064,533.20	8,105,989.01	9,994,036.21	9,830,829.28	9,856,931.43	9,869,392.18	10,680,092.93	105,401,804.24
31	Local Government Pension Board	3,500,084.53	723,160.10	718,114.45	654,564.92	656,314.62	656,314.62	656,314.62	7,564,867.86
32	Min. of Community Government	34,082,584.73	5,669,317.38	6,836,256.22	6,823,906.27	6,783,469.54	5,597,993.32	8,584,287.79	74,377,815.25
33	Min. of Gender/Soc. Development	34,094,571.42	8,144,143.87	8,199,038.17	8,211,991.42	8,208,038.17	8,025,031.33	8,023,929.83	82,906,744.21
34	Min. of Tertiary Education	13,023,479.68	3,302,848.61	3,302,848.61	3,208,097.75	3,685,347.75	3,153,687.43	3,184,908.16	32,861,217.99
35	Min. of Science, Technology and Vocational Edu.	15,968,409.86	2,710,428.19	2,662,972.99	2,662,972.99	2,464,415.81	2,464,415.81	2,464,415.81	31,398,031.46
36	Min. of Housing	10,849,064.57	3,351,325.23	3,351,325.23	3,321,819.95	4,092,763.31	3,911,277.95	4,885,860.18	33,763,436.42
37	Min. of Sports	6,007,936.54	1,779,674.89	1,888,531.94	1,761,432.87	2,460,578.09	2,350,892.89	3,398,217.53	19,647,264.75
38	Min. of Public Safety	12,678,060.47	3,619,958.49	3,537,866.71	3,532,701.19	3,608,650.43	3,856,475.15	3,848,810.91	34,682,523.35
39	Min. of Niger Delta Affairs	15,108,938.79	2,574,874.17	2,613,362.39	2,375,292.90	2,375,292.90	2,445,566.64	2,405,194.62	29,898,522.41
40	Min. of Agric. & Food Security	98,283,211.78	27,127,347.92	26,805,484.17	28,115,944.09	27,548,979.48	27,024,280.81	27,046,707.31	261,951,955.56
41	Min. of Information and Orientation Agency	31,205,539.10	8,980,245.24	8,906,600.15	9,018,013.72	8,715,651.40	8,757,001.84	9,269,355.39	84,852,406.84
42	Min. of Tourisms	3,847,893.85	1,718,401.57	1,708,034.47	1,676,034.47	2,523,368.62	2,307,428.31	3,674,034.51	17,455,195.80
43	Min. of Rural Development and Rural Lands	3,407,289.76	1,290,563.90	1,426,946.91	1,443,291.21	1,437,282.40	1,432,168.15	1,573,439.28	12,010,981.61
44	Min. of Transport	5,374,576.94	1,922,876.20	2,101,455.28	2,172,331.36	2,436,392.12	2,647,527.96	2,691,510.19	19,346,670.05
45	Min. of Trade & Investment	35,990,366.20	12,383,525.30	12,383,525.30	12,466,141.31	10,374,073.99	10,006,247.02	10,138,057.89	103,741,937.01
46	Min. of Inter-Govt. Affairs & Donor Agencies	974,903.76	459,756.88	459,756.88	640,389.10	640,389.10	596,138.09	592,771.58	4,364,105.39
47	Min. of Labour, Empowerment & Poverty Allev.	708,161.14	1,066,437.21	1,221,015.43	1,222,473.85	1,222,473.93	1,701,603.98	1,701,603.98	8,843,769.52
48	ISOPADEC	647,041,541.58	-	-	-	-	126,000,000.00	172,400,000.00	298,400,000.00
	GRAND TOTAL	**708,161.14**	**647,041,541.58**	**640,807,415.96**	**621,472,101.90**	**633,263,978.85**	**750,989,927.23**	**832,428,721.69**	**7,574,307,200.48**

Note 16

Schedule Of State Govt Pension & Gratuity Payment For 2018 (Consolidated Revenue Fund Charges (MOF & HOS)

ACTUAL 2017	Description	ACTUAL 2018	BUDGET 2018	VARIANCE
₦		₦	₦	₦
	SOCIAL BENEFITS			
11,360,411,286.43	PENSION & GRATUITY (MOF & HOS)	2,656,305,683.61	14,846,000,000.00	17,502,305,683.61
-	PENSIONS	-	-	-
11,360,411,286.43	**SOCIAL BENEFITS TOTAL**	**2,656,305,683.61**	**14,846,000,000.00**	**17,502,305,683.61**
	TOTAL (MOF & HOS)	**2,656,305,683.61**	**14,846,000,000.00**	**17,502,305,683.61**

ACTUAL 2017	Description	ACTUAL 2018	BUDGET 2018	VARIANCE
₦		₦	₦	₦
954,613,404.46	January	-	-	-
955,104,530.82	February	-	-	-
931,703,952.58	March	-	-	-
933,423,199.39	April	-	-	-
937,718,533.84	May	47,093,907.72	263,206,210.91	216,112,303.19
934,716,791.85	June	1,855,068,008.93	10,367,910,527.21	8,512,842,518.28
937,863,420.90	July	88,235,345.63	493,144,275.26	404,908,929.63
937,283,556.31	August	3,945,519.65	22,051,371.98	18,105,852.33
959,626,707.55	September	-	-	-
959,429,446.59	October	-	-	-
959,448,037.67	November	216,060,356.68	1,207,553,812.45	991,493,455.77
959,479,704.47	December	445,902,545.00	2,492,133,802.19	2,046,231,257.19
11,360,411,286.43	**TOTAL**	**2,656,305,683.61**	**14,846,000,000.00**	**12,189,694,316.39**

Note 17

Schedule Of Overhead Charges to MDAs For 2018

SECTORAL ANALYSES

ACTUAL 2017	Description	ACTUAL 2018	BUDGET 2018	VARIANCE
₦	Sector	₦	₦	₦
61,800,000.00	EDUCATIONAL SERVICES (MOE)	59,600,000.00	625,619,079.00	566,019,079.00
-	TRANSPORT SERVICES (MOTT)	-	-	-
15,800,000.00	HEALTH SERVICES (MH)	89,170,000.00	204,001,159.00	114,831,159.00
44,000,000.00	MINNING AND PETROCHEM SERVICES (MCMD, MLSUP,MPE, MPURD, MINFS)	71,500,000.00	651,436,054.00	579,936,054.00
16,000,000.00	AGRIC SERVICES (MANR)	38,812,947.58	50,556,749.00	11,743,801.42
4,642,501,377.95	OTHERS OF GENERAL NATURE (NOT INCLUDED IN THE ABOVE) - (See note 17ii)	7,407,400,000.00	12,903,548,010.00	5,496,148,010.00
4,780,101,377.95	**TOTAL (See Note 17i)**	**7,666,482,947.58**	**14,435,161,051.00**	**6,768,678,103.42**

Note 17 i

ADMINISTRATIVE

ACTUAL 2017	Description	ACTUAL 2018	BUDGET 2018	VARIANCE
₦	**Administrative**	₦	₦	₦
2,359,206,377.95	Office of the Governor	4,394,315,000.00	4,193,728,686.00	(200,586,314.00)
283,500,000.00	Office of the Deputy Governor	50,000,000.00	796,952,173.00	746,952,173.00
55,000,000.00	Min. of Local Govt. & Rural Development	174,995,000.00	46,348,997.00	(128,646,003.00)
-	Min. of Inter Govt. Affairs and Donor Agency	11,000,000.00	62,123,213.00	51,123,213.00
-	Min. of Niger Delta Affairs	12,000,000.00	77,103,000.00	65,103,000.00
-	Min. of Labour and Poverty Alleviation	20,000,000.00	65,123,500.00	45,123,500.00
-	Min. of Special Duties	12,000,000.00	200,000,000.00	188,000,000.00
14,000,000.00	Imo State Planning & Economic Development Comm	12,000,000.00	107,043,000.00	95,043,000.00
166,445,000.00	Office of the Secretary to the State Government	355,880,000.00	579,743,379.00	223,863,379.00
20,000,000.00	Office of the Head of Service	30,000,000.00	100,974,898.00	70,974,898.00
16,000,000.00	Min. of Agriculture & Natural Resources	38,812,947.58	50,556,749.00	11,743,801.42
16,000,000.00	Min. of Commerce, Industry and Tourism	11,000,000.00	66,000,000.00	55,000,000.00
-	Min. of Informal Sector & Market Dev.	11,000,000.00	15,445,645.00	4,445,645.00
61,800,000.00	Min. of Education, Science and Technology	47,600,000.00	202,809,500.00	155,209,500.00
-	Min of Tertiary Institutions	12,000,000.00	422,809,579.00	410,809,579.00
84,700,000.00	Min. of Finance	72,450,000.00	76,075,000.00	3,625,000.00
18,000,000.00	Min of Internal Resources & Pension Affairs	12,000,000.00	42,545,085.00	30,545,085.00
15,800,000.00	Min. of Health, Social Development & Women Affairs	89,170,000.00	204,001,159.00	114,831,159.00
14,000,000.00	Min. of Information and Orientation Agency	50,500,000.00	654,978,823.00	604,478,823.00
20,000,000.00	Min. of Justice	24,000,000.00	84,315,362.00	60,315,362.00
18,000,000.00	Ministry of Lands, Survey, Housing & Urban Develop.	35,000,000.00	19,990,409.00	(15,009,591.00)
20,250,000.00	Ministry of Works & Transport	24,750,000.00	382,064,617.00	357,314,617.00
8,500,000.00	Office of the Auditor General-State	12,000,000.00	37,158,762.00	25,158,762.00
5,000,000.00	Office of the Auditor General - Local Govt.	6,000,000.00	25,697,101.00	19,697,101.00
10,000,000.00	Civil Service Commission	12,000,000.00	55,092,704.00	43,092,704.00
54,000,000.00	Judiciary - High Court	337,000,000.00	1,128,548,000.00	791,548,000.00
45,000,000.00	Judiciary - Customary Court of Appeal	60,000,000.00	804,394,935.00	744,394,935.00
9,000,000.00	Judicial Service Commission	11,000,000.00	46,870,617.00	35,870,617.00
8,000,000.00	Local Government Service Commission	12,000,000.00	46,268,047.00	34,268,047.00
9,000,000.00	Local Govt. Pension Board	12,000,000.00	-	(12,000,000.00)
128,500,000.00	Board of Internal Revenue	76,500,000.00	161,974,874.00	85,474,874.00
1,226,600,000.00	Legislature - Imo House of Assembly	1,406,100,000.00	2,950,045,681.00	1,543,945,681.00
10,000,000.00	Min. of Public Utilities	14,500,000.00	550,000,000.00	535,500,000.00
50,800,000.00	Min. of Youths, Sports & Public Safety	158,400,000.00	30,500,000.00	(127,900,000.00)
9,000,000.00	Imo State Independent Electoral Commission	12,000,000.00	40,413,244.00	28,413,244.00
8,000,000.00	Imo State House of Assembly Commission	11,300,000.00	35,233,926.00	23,933,926.00
16,000,000.00	Min. of Comm. Govt Council, Culture & Chieft. Affairs	25,210,000.00	72,230,386.00	47,020,386.00
4,780,101,377.95	**TOTAL**	**7,666,482,947.58**	**14,435,161,051.00**	**6,768,678,103.42**

Note 17 ii	Description	ACTUAL 2018	ACTUAL 2017
	Sectoral	₦	₦
	Office of the Governor, Government House	4,394,315,000.00	2,359,206,377.95
	Office of the Deputy Governor, Government House	50,000,000.00	283,500,000.00
	Min. of Local Govt. & Rural Development	174,995,000.00	55,000,000.00
	Min. of Inter Govt. Affairs and Donor Agency	11,000,000.00	-
	Min. of Niger Delta Affairs	12,000,000.00	-
	Min. of Labour and Poverty Alleviation	20,000,000.00	-
	Min. of Special Duties	12,000,000.00	-
	Min. of Planning & Economic Dev.	12,000,000.00	14,000,000.00
	Office of the Executive Governor SSG Office	355,880,000.00	166,445,000.00
	Office of the Head of Service	30,000,000.00	20,000,000.00
	Min. of Finance	72,450,000.00	84,700,000.00
	Min of Internal Resources & Pension	12,000,000.00	18,000,000.00
	Min. of Information	50,500,000.00	14,000,000.00
	Min. of Justice	24,000,000.00	20,000,000.00
	Min. of Works	24,750,000.00	20,250,000.00
	Office of the State Auditor, Auditor-General	12,000,000.00	8,500,000.00
	Office of the Auditor-General for Local Govt.	6,000,000.00	5,000,000.00
	Civil Service Commission	12,000,000.00	10,000,000.00
	Judiciary - High Court	337,000,000.00	54,000,000.00
	Judiciary - Customary Court of Appeal	60,000,000.00	45,000,000.00
	Judicial Service Commission	11,000,000.00	9,000,000.00
	Local Govt. Service Commission	12,000,000.00	8,000,000.00
	Local Govt. Pension Board	12,000,000.00	9,000,000.00
	Board of Internal Revenue	76,500,000.00	128,500,000.00
	Legislature - Imo House of Assembly	1,406,100,000.00	1,226,600,000.00
	Min. of Youth & Sports	158,400,000.00	50,800,000.00
	Imo State Independent Electoral Commission	12,000,000.00	9,000,000.00
	Imo State House of Assembly Commission	11,300,000.00	8,000,000.00
	Min. of Community Govt Council,Culture & Traditional Affairs	25,210,000.00	16,000,000.00
	TOTAL	**7,407,400,000.00**	**4,642,501,377.95**

Note 17 b

SUMMARY OF MONTHLY OVERHEAD CHARGES ACCORDING TO MDA'S FOR THE YEAR ENDED 31ST DECEMBER, 2018

S/N	HEAD	DESCRIPTION	JAN ₦	FEB ₦	MAR ₦	APR ₦	MAY ₦	JUN ₦	SUB TOTAL C/F ₦
1	0412	GOVERNMENT HOUSE, OWERRI	144,077,000.00	386,172,000.00	158,903,000.00	209,157,000.00	263,907,000.00	100,000,000.00	1,262,216,000.00
2	0412-1	OFFICE OF THE DEPUTY GOVERNOR	20,000,000.00	0.00	10,000,000.00	10,000,000.00	10,000,000.00	0.00	50,000,000.00
3	0412-1A	MIN. OF LOCAL GOVT. AND RURAL DEV.	2,000,000.00	163,995,000.00	1,000,000.00	1,000,000.00	1,000,000.00	0.00	168,995,000.00
4	0412-1B	MIN. OF INTER GOVT. AFFAIRS AND DONOR AGENCY	2,000,000.00	0.00	1,000,000.00	1,000,000.00	1,000,000.00	0.00	5,000,000.00
5	0412-1C	MIN. OF NIGER DELTA AFFAIRS	2,000,000.00	0.00	1,000,000.00	1,000,000.00	1,000,000.00	0.00	5,000,000.00
6	0412-1E	MIN. OF LABOUR AND POVERTY ALLEVIATION	2,000,000.00	8,000,000.00	1,000,000.00	1,000,000.00	1,000,000.00	0.00	13,000,000.00
7	0412-1F	MIN. OF SPECIAL DUTIES	2,000,000.00	0.00	1,000,000.00	1,000,000.00	1,000,000.00	0.00	5,000,000.00
8	0412-2	MIN. OF PLANNING AND ECONOMIC DEV. COMMISSION	2,000,000.00	0.00	1,000,000.00	1,000,000.00	1,000,000.00	0.00	5,000,000.00
9	0413-1	OFFICE OF THE SECRETARY TO THE STATE GOVT.	29,510,000.00	7,000,000.00	15,165,000.00	15,165,000.00	15,165,000.00	106,000,000.00	188,005,000.00
10	0413-2	OFFICE OF THE HEAD OF SERVICE	5,000,000.00	0.00	2,500,000.00	2,500,000.00	2,500,000.00	0.00	12,500,000.00
11	0414	MIN. OF AGRIC. AND NATURAL RESOURCES	2,000,000.00	0.00	1,000,000.00	1,000,000.00	1,000,000.00	0.00	5,000,000.00
12	0414-1	MIN. OF ENVIRON. AND NATURAL RESOURCES	2,000,000.00	13,000,000.00	1,000,000.00	1,000,000.00	1,000,000.00	0.00	18,000,000.00
13	0415	MIN. OF COMMERCE, IND. AND INFORMAL SECTOR	2,000,000.00	0.00	1,000,000.00	1,000,000.00	1,000,000.00	0.00	5,000,000.00
14	0415-1	MIN. OF INFORMAL SECTOR AND MARKET DEV.	2,000,000.00	0.00	1,000,000.00	1,000,000.00	1,000,000.00	0.00	5,000,000.00
15	0416	MIN. OF EDUCATION	2,200,000.00	8,000,000.00	4,600,000.00	1,100,000.00	1,100,000.00	0.00	17,000,000.00
16	0416-2	MIN. OF TERTIARY EDUCATION	2,000,000.00	0.00	1,000,000.00	1,000,000.00	1,000,000.00	0.00	5,000,000.00
17	0416-3	MIN. OF SCIENCE, TECHNOLOGY AND VOCATIONAL EDUCATION	2,000,000.00	0.00	1,000,000.00	1,000,000.00	1,000,000.00	0.00	5,000,000.00
18	0417	MIN. OF FINANCE	12,100,000.00	0.00	6,050,000.00	6,050,000.00	6,050,000.00	0.00	30,250,000.00
19	0417-1	MIN. OF INTERNAL RESOURCES AND PENSION AFFAIRS	2,000,000.00	0.00	1,000,000.00	1,000,000.00	1,000,000.00	0.00	5,000,000.00
20	0418	MIN. OF HEALTH, WOMEN AFFAIRS AND SOCIAL DEV.	2,400,000.00	0.00	23,470,000.00	4,200,000.00	2,200,000.00	0.00	32,270,000.00
21	0418-1	MIN. OF HAPPINESS	2,000,000.00	0.00	1,000,000.00	1,000,000.00	1,000,000.00	0.00	5,000,000.00
22	0418-2	MIN. OF GENDER AND SOCIAL DEV.	2,000,000.00	9,500,000.00	1,000,000.00	4,000,000.00	1,000,000.00	0.00	17,500,000.00
23	0419	MIN. OF INFORMATION	2,000,000.00	0.00	1,000,000.00	1,000,000.00	1,000,000.00	0.00	5,000,000.00
24	0419-1	MIN. OF TOURISM	2,000,000.00	0.00	1,000,000.00	1,000,000.00	1,000,000.00	0.00	5,000,000.00
25	0419-2	MIN. OF PUBLIC UTILITY	2,000,000.00	6,000,000.00	5,000,000.00	2,500,000.00	1,500,000.00	0.00	17,000,000.00
26	0420	MIN. OF JUSTICE	4,000,000.00	0.00	2,000,000.00	2,000,000.00	2,000,000.00	0.00	10,000,000.00
27	0421	MIN. OF LANDS AND RURAL DEV.	2,000,000.00	0.00	1,000,000.00	1,000,000.00	1,000,000.00	0.00	5,000,000.00
28	0421-1	MIN. OF LANDS	2,000,000.00	0.00	1,000,000.00	1,000,000.00	1,000,000.00	0.00	5,000,000.00
29	0421-2	MIN. OF HOUSING	2,000,000.00	0.00	1,000,000.00	1,000,000.00	1,000,000.00	0.00	5,000,000.00
30	0422	MIN. OF WORKS	2,500,000.00	0.00	1,250,000.00	1,250,000.00	1,250,000.00	0.00	6,250,000.00
31	0422-1	MIN. OF TRANSPORT	2,000,000.00	0.00	1,000,000.00	1,000,000.00	1,000,000.00	0.00	5,000,000.00
32	0423-1	OFFICE OF THE AUDITOR-GENERAL - STATE	2,000,000.00	0.00	1,000,000.00	1,000,000.00	1,000,000.00	0.00	5,000,000.00
33	0423-2	OFFICE OF THE AUDITOR-GENERAL - LOCAL	1,000,000.00	0.00	500,000.00	500,000.00	500,000.00	0.00	2,500,000.00
34	0424	CIVIL SERVICE COMMISSION	2,000,000.00	0.00	1,000,000.00	1,000,000.00	1,000,000.00	0.00	5,000,000.00
35	0425-1	JUDICIARY - HIGH COURT	12,000,000.00	165,000,000.00	6,000,000.00	6,000,000.00	6,000,000.00	0.00	195,000,000.00
36	0425-2	JUDICIARY - CUSTOMARY COURT OF APPEAL	10,000,000.00	0.00	5,000,000.00	5,000,000.00	5,000,000.00	0.00	25,000,000.00
37	0426	JUDICIARY SERVICE COMMISSION	2,000,000.00	0.00	1,000,000.00	1,000,000.00	1,000,000.00	0.00	5,000,000.00
38	0427	LOCAL GOVT. SERVICE COMMISSION	2,000,000.00	0.00	1,000,000.00	1,000,000.00	1,000,000.00	0.00	5,000,000.00
39	0427-1	LOCAL GOVT. PENSION BOARD	2,000,000.00	0.00	1,000,000.00	1,000,000.00	1,000,000.00	0.00	5,000,000.00
40	0428	BOARD OF INTERNAL REVENUE	24,000,000.00	0.00	12,000,000.00	4,500,000.00	4,500,000.00	0.00	45,000,000.00
41	0429	IMO STATE HOUSE OF ASSEMBLY	202,400,000.00	0.00	121,500,000.00	101,500,000.00	101,500,000.00	170,000,000.00	696,900,000.00
42	0431	MIN. OF SPORTS	2,000,000.00	0.00	20,200,000.00	1,000,000.00	39,400,000.00	0.00	62,600,000.00
43	0431-1	MIN. OF PUBLIC SAFETY	2,000,000.00	2,500,000.00	1,000,000.00	1,000,000.00	1,000,000.00	0.00	7,500,000.00
44	0431-2	MIN. OF TALENT AND YOUTH DEV.	2,000,000.00	0.00	1,000,000.00	1,000,000.00	1,000,000.00	0.00	5,000,000.00
45	0433	IMO STATE INDEPENDENT ELECTORAL COMMISSION	2,000,000.00	0.00	1,000,000.00	1,000,000.00	1,000,000.00	0.00	5,000,000.00
46	0436	IMO STATE HOUSE OF ASSEMBLY SERVICE COMMISSION	2,000,000.00	0.00	1,000,000.00	1,000,000.00	1,000,000.00	0.00	5,000,000.00
47	0438	MIN. OF COMMUNITY GOVT.	2,000,000.00	0.00	14,210,000.00	1,000,000.00	1,000,000.00	0.00	18,210,000.00
		GRAND TOTAL	**537,187,000.00**	**769,167,000.00**	**438,348,000.00**	**406,422,000.00**	**493,572,000.00**	**376,000,000.00**	**3,020,696,000.00**

Note 17 b CONT'D.

SUMMARY OF MONTHLY OVERHEAD CHARGES ACCORDING TO MDA'S FOR THE YEAR ENDED 31ST DECEMBER, 2018

S/N	HEAD	DESCRIPTION	SUB TOTAL C/F ₦	JUL ₦	AUG ₦	SEP ₦	OCT ₦	NOV ₦	DEC ₦	ACTUAL 2018 ₦
1	0412	GOVERNMENT HOUSE, OWERRI	1,262,216,000.00	917,907,000.00	107,000,000.00	893,814,000.00	217,564,000.00	588,000,000.00	407,814,000.00	**4,394,315,000.00**
2	0412-1	OFFICE OF THE DEPUTY GOVERNOR	50,000,000.00	0.00	0.00	0.00	0.00	0.00	0.00	**50,000,000.00**
3	0412-1A	MIN. OF LOCAL GOVT. AND RURAL DEV.	168,995,000.00	1,000,000.00	0.00	2,000,000.00	1,000,000.00	0.00	2,000,000.00	**174,995,000.00**
4	0412-1B	MIN. OF INTER GOVT. AFFAIRS AND DONOR AGENCY	5,000,000.00	1,000,000.00	0.00	2,000,000.00	1,000,000.00	0.00	2,000,000.00	**11,000,000.00**
5	0412-1C	MIN. OF NIGER DELTA AFFAIRS	5,000,000.00	1,000,000.00	0.00	2,000,000.00	2,000,000.00	0.00	2,000,000.00	**12,000,000.00**
6	0412-1E	MIN. OF LABOUR AND POVERTY ALLEVIATION	13,000,000.00	1,000,000.00	0.00	2,000,000.00	2,000,000.00	0.00	2,000,000.00	**20,000,000.00**
7	0412-1F	MIN. OF SPECIAL DUTIES	5,000,000.00	1,000,000.00	0.00	2,000,000.00	2,000,000.00	0.00	2,000,000.00	**12,000,000.00**
8	0412-2	MIN. OF PLANNING AND ECONOMIC DEV. COMMISSION	5,000,000.00	1,000,000.00	0.00	2,000,000.00	2,000,000.00	0.00	2,000,000.00	**12,000,000.00**
9	0413-1	OFFICE OF THE SECRETARY TO THE STATE GOVT.	188,005,000.00	15,165,000.00	0.00	25,585,000.00	35,330,000.00	5,845,000.00	85,950,000.00	**355,880,000.00**
10	0413-2	OFFICE OF THE HEAD OF SERVICE	12,500,000.00	2,500,000.00	0.00	5,000,000.00	5,000,000.00	0.00	5,000,000.00	**30,000,000.00**
11	0414	MIN. OF AGRIC. AND NATURAL RESOURCES	5,000,000.00	1,000,000.00	0.00	3,812,947.58	2,000,000.00	0.00	2,000,000.00	**13,812,947.58**
12	0414-1	MIN. OF ENVIRON. AND NATURAL RESOURCES	18,000,000.00	1,000,000.00	0.00	2,000,000.00	2,000,000.00	0.00	2,000,000.00	**25,000,000.00**
13	0415	MIN. OF COMMERCE, IND. AND INFORMAL SECTOR	5,000,000.00	1,000,000.00	0.00	2,000,000.00	1,000,000.00	0.00	2,000,000.00	**11,000,000.00**
14	0415-1	MIN. OF INFORMAL SECTOR AND MARKET DEV.	5,000,000.00	1,000,000.00	0.00	2,000,000.00	1,000,000.00	0.00	2,000,000.00	**11,000,000.00**
15	0416	MIN. OF EDUCATION	17,000,000.00	1,100,000.00	0.00	3,100,000.00	1,200,000.00	10,000,000.00	3,200,000.00	**35,600,000.00**
16	0416-2	MIN. OF TERTIARY EDUCATION	5,000,000.00	1,000,000.00	0.00	2,000,000.00	2,000,000.00	0.00	2,000,000.00	**12,000,000.00**
17	0416-3	MIN. OF SCIENCE, TECHNOLOGY AND VOCATIONAL EDUCATION	5,000,000.00	1,000,000.00	0.00	2,000,000.00	2,000,000.00	0.00	2,000,000.00	**12,000,000.00**
18	0417	MIN. OF FINANCE	30,250,000.00	6,050,000.00	0.00	12,100,000.00	11,950,000.00	0.00	12,100,000.00	**72,450,000.00**
19	0417-1	MIN. OF INTERNAL RESOURCES AND PENSION AFFAIRS	5,000,000.00	1,000,000.00	0.00	2,000,000.00	2,000,000.00	0.00	2,000,000.00	**12,000,000.00**
20	0418	MIN. OF HEALTH, WOMEN AFFAIRS AND SOCIAL DEV.	32,270,000.00	2,200,000.00	0.00	3,400,000.00	3,400,000.00	0.00	3,400,000.00	**44,670,000.00**
21	0418-1	MIN. OF HAPPINESS	5,000,000.00	1,000,000.00	0.00	2,000,000.00	2,000,000.00	0.00	2,000,000.00	**12,000,000.00**
22	0418-2	MIN. OF GENDER AND SOCIAL DEV.	17,500,000.00	3,000,000.00	0.00	4,000,000.00	4,000,000.00	0.00	4,000,000.00	**32,500,000.00**
23	0419	MIN. OF INFORMATION	5,000,000.00	1,000,000.00	0.00	2,000,000.00	1,000,000.00	0.00	2,000,000.00	**11,000,000.00**
24	0419-1	MIN. OF TOURISM	5,000,000.00	1,000,000.00	0.00	2,000,000.00	2,000,000.00	0.00	2,000,000.00	**12,000,000.00**
25	0419-2	MIN. OF PUBLIC UTILITY	17,000,000.00	1,500,000.00	0.00	3,000,000.00	3,000,000.00	0.00	3,000,000.00	**27,500,000.00**
26	0420	MIN. OF JUSTICE	10,000,000.00	2,000,000.00	0.00	4,000,000.00	4,000,000.00	0.00	4,000,000.00	**24,000,000.00**
27	0421	MIN. OF LANDS AND RURAL DEV.	5,000,000.00	1,000,000.00	0.00	2,000,000.00	1,000,000.00	0.00	2,000,000.00	**11,000,000.00**
28	0421-1	MIN. OF LANDS	5,000,000.00	1,000,000.00	0.00	2,000,000.00	2,000,000.00	0.00	2,000,000.00	**12,000,000.00**
29	0421-2	MIN. OF HOUSING	5,000,000.00	1,000,000.00	0.00	2,000,000.00	2,000,000.00	0.00	2,000,000.00	**12,000,000.00**
30	0422	MIN. OF WORKS	6,250,000.00	1,250,000.00	0.00	2,500,000.00	1,250,000.00	0.00	2,500,000.00	**13,750,000.00**
31	0422-1	MIN. OF TRANSPORT	5,000,000.00	1,000,000.00	0.00	2,000,000.00	1,000,000.00	0.00	2,000,000.00	**11,000,000.00**
32	0423-1	OFFICE OF THE AUDITOR-GENERAL - STATE	5,000,000.00	1,000,000.00	0.00	2,000,000.00	2,000,000.00	0.00	2,000,000.00	**12,000,000.00**
33	0423-2	OFFICE OF THE AUDITOR-GENERAL - LOCAL	2,500,000.00	500,000.00	0.00	1,000,000.00	1,000,000.00	0.00	1,000,000.00	**6,000,000.00**
34	0424	CIVIL SERVICE COMMISSION	5,000,000.00	1,000,000.00	0.00	2,000,000.00	2,000,000.00	0.00	2,000,000.00	**12,000,000.00**
35	0425-1	JUDICIARY - HIGH COURT	195,000,000.00	106,000,000.00	0.00	12,000,000.00	12,000,000.00	0.00	12,000,000.00	**337,000,000.00**
36	0425-2	JUDICIARY - CUSTOMARY COURT OF APPEAL	25,000,000.00	5,000,000.00	0.00	10,000,000.00	10,000,000.00	0.00	10,000,000.00	**60,000,000.00**
37	0426	JUDICIARY SERVICE COMMISSION	5,000,000.00	0.00	0.00	2,000,000.00	2,000,000.00	0.00	2,000,000.00	**11,000,000.00**
38	0427	LOCAL GOVT. SERVICE COMMISSION	5,000,000.00	1,000,000.00	0.00	2,000,000.00	2,000,000.00	0.00	2,000,000.00	**12,000,000.00**
39	0427-1	LOCAL GOVT. PENSION BOARD	5,000,000.00	1,000,000.00	0.00	2,000,000.00	2,000,000.00	0.00	2,000,000.00	**12,000,000.00**
40	0428	BOARD OF INTERNAL REVENUE	45,000,000.00	4,500,000.00	0.00	9,000,000.00	9,000,000.00	0.00	9,000,000.00	**76,500,000.00**
41	0429	IMO STATE HOUSE OF ASSEMBLY	696,900,000.00	101,200,000.00	0.00	202,000,000.00	203,000,000.00	0.00	203,000,000.00	**1,406,100,000.00**
42	0431	MIN. OF SPORTS	62,600,000.00	20,200,000.00	0.00	40,400,000.00	21,200,000.00	0.00	2,000,000.00	**146,400,000.00**
43	0431-1	MIN. OF PUBLIC SAFETY	7,500,000.00	1,000,000.00	0.00	2,000,000.00	2,000,000.00	0.00	2,000,000.00	**14,500,000.00**
44	0431-2	MIN. OF TALENT AND YOUTH DEV.	5,000,000.00	1,000,000.00	0.00	2,000,000.00	2,000,000.00	0.00	2,000,000.00	**12,000,000.00**
45	0433	IMO STATE INDEPENDENT ELECTORAL COMMISSION	5,000,000.00	1,000,000.00	0.00	2,000,000.00	2,000,000.00	0.00	2,000,000.00	**12,000,000.00**
46	0436	IMO STATE HOUSE OF ASSEMBLY SERVICE COMMISSION	5,000,000.00	1,300,000.00	0.00	2,000,000.00	1,000,000.00	0.00	2,000,000.00	**11,300,000.00**
47	0438	MIN. OF COMMUNITY GOVT.	18,210,000.00	1,000,000.00	0.00	2,000,000.00	2,000,000.00	0.00	2,000,000.00	**25,210,000.00**
		GRAND TOTAL	**3,020,696,000.00**	**1,219,372,000.00**	**107,000,000.00**	**1,292,711,947.58**	**594,894,000.00**	**603,845,000.00**	**827,964,000.00**	**7,666,482,947.58**

Note 18a

Schedule Of Other Consolidated Revenue Fund (CRF) Charges For 2018

ACTUAL 2017	Description	ACTUAL 2018	BUDGET 2018	VARIANCE
₦	**Administrative**	₦	₦	₦
-	Office of the Governor	-	23,237,717.00	23,237,717.00
183,125,000.00	Office of the Deputy Governor	131,863,740.36	23,126,227.00	(108,737,513.36)
-	Min. of Local Govt and Rural Development	44,450,000.00	-	(44,450,000.00)
-	Min. of Planning & Econ. Devt.	-	-	-
31,500,000.00	Office of the Secretary to the State Government	42,003,570.00	-	(42,003,570.00)
-	Office of the Head of Service	-	-	-
-	Min. of Commerce and Market Development	-	-	-
2,504,390.35	Min. of Finance	-	-	-
-	Min. of Lands and Survey	-	-	-
-	Office of the Auditor General - State	-	14,164,460.00	14,164,460.00
-	Office of the Auditor General - Local Govt.	-	14,164,460.00	14,164,460.00
-	Civil Service Commission	-	55,401,223.00	55,401,223.00
-	Judiciary - High Court	-	-	-
-	Judiciary - Customary Court of Appeal	-	-	-
-	Judicial Service Commission	-	120,477,347.00	120,477,347.00
-	Local Government Service Commission	-	55,401,223.00	55,401,223.00
395,000,000.00	Legislature - Imo State House of Assembly	540,000,000.00	1,000,000,000.00	460,000,000.00
-	Min. of Public Utility & Rural Dev.	-	-	-
-	Imo State Independent Electoral Commission	-	95,873,223.00	95,873,223.00
-	Imo State House of Assembly Service Commission	-	55,401,223.00	55,401,223.00
612,129,390.35	**TOTAL**	**758,317,310.36**	**1,457,247,103.00**	**698,929,792.64**

Note 18b

SUMMARY OF MONTHLY CONSOLIDATED REVENUE FUND CHARGES ACCORDING TO MDA'S FOR 2018

S/N	HEADS	MDA'S	JAN ₦	FEB ₦	MAR ₦	APR ₦	MAY ₦	JUN ₦	JUL ₦	AUG ₦	SEP ₦	OCT ₦	NOV ₦	DEC ₦	ACTUAL 2018 ₦
1	0412-1	OFFICE OF THE DEPUTY GOVERNOR	50,000,000.00	0.00	25,000,000.00	25,000,000.00	25,000,000.00	0.00	0.00	0.00	0.00	0.00	0.00	6,863,740.36	131,863,740.36
2	0412-1A	MIN. OF LOCAL GOVT. AND RURAL DEV.	0.00	44,450,000.00	0.00	0.00	0.00	0.00	0.00	0.00	0.00	0.00	0.00	0.00	44,450,000.00
3	0413-1	OFFICE OF THE SECRETARY TO THE STATE GOVT.	7,000,000.00	3,570.00	3,500,000.00	3,500,000.00	3,500,000.00	0.00	3,500,000.00	0.00	3,500,000.00	7,000,000.00	3,500,000.00	7,000,000.00	42,003,570.00
4	0429	IMO STATE HOUSE OF ASSEMBLY	90,000,000.00	0.00	45,000,000.00	45,000,000.00	45,000,000.00	0.00	45,000,000.00	0.00	90,000,000.00	90,000,000.00	0.00	90,000,000.00	540,000,000.00
		GRAND TOTAL	**147,000,000.00**	**44,453,570.00**	**73,500,000.00**	**73,500,000.00**	**73,500,000.00**	**0.00**	**48,500,000.00**	**0.00**	**93,500,000.00**	**97,000,000.00**	**3,500,000.00**	**103,863,740.36**	**758,317,310.36**

Note 19

Schedule Of Public Debt Charges For 2018

SUMMARY OF INTEREST PAYMENTS		2018	2017
		₦	₦
INTERNAL LOANS/OVERDRAFTS (INTEREST PAYMENTS)		8,502,874,792.16	7,195,397,713.13
EXTERNAL LOANS (INTEREST PAYMENTS)		149,392,177.72	152,596,248.66
	TOTAL	**8,652,266,969.88**	**7,347,993,961.79**
INTERNAL LOANS/OVERDRAFTS (INTEREST PAYMENTS)			
INSTITUTIONS		**INTEREST /OTHER CHARGES IN 2018**	**INTEREST /OTHER CHARGES IN 2017**
		₦	₦
FINANCIAL INSTITUTIONS			
JAAC (Various)		-	-
Zenith Bank Plc		867,035,273.23	736,527,802.88
Zenith Bank Plc		1,739,666,400.47	1,478,878,242.91
Fidelity Bank Plc		565,077,985.27	480,548,423.67
SUB-TOTAL		**3,171,779,658.97**	**2,695,954,469.46**
BONDS			
Imo State Bond		-	-
FG Bond		5,331,095,133.19	4,499,443,243.67
SUB-TOTAL		**5,331,095,133.19**	**4,499,443,243.67**
TOTAL		**8,502,874,792.16**	**7,195,397,713.13**

Note 19 (Cont'd)
Schedule Of Public Debt Charges For 2018

EXTERNAL LOANS (INTEREST PAYMENTS)		2018		2017	
LOAN	PROJECT	$	₦	$	₦
AFDF	Health System Dev. IV	15,561.76	5,030,938.95	13,754.70	5,046,096.01
AFDF	Health System Dev. IV	1,407.30	430,316.53	1,413.30	432,469.80
EDF	State Oil Palm Belt Rural Programme (87.5%)	76,025.02	24,551,945.55	71,508.71	26,233,928.48
IDA	Health Systems Development	18,054.85	5,556,407.03	13,360.66	5,808,335.84
	Universal Basic Education	31,326.21	9,586,596.93	32,263.71	9,872,695.26
	Local Empowerment & Environment	52,395.90	16,029,203.78	53,802.30	16,463,503.80
	National FADAMA II	40,166.39	12,635,191.98	32,173.67	13,943,521.27
	HIV/AIDS Programme	26,764.99	8,246,359.56	19,823.08	8,618,002.57
	Health System Dev. Proj. (Addtn Financing)	23,226.28	7,112,517.84	16,699.90	7,260,017.13
	Community and Social Development Proj.	33,900.75	10,551,920.45	24,375.00	10,596,646.13
	Third National Fadama Devlopment Project	28,016.19	8,714,967.03	20,144.00	8,757,285.72
	Second HIV/AIDS Programme Dev. Proj. II	18,661.18	5,829,650.67	13,251.50	5,804,353.67
	Imo State Erosion and Watershed Mgt Project	104,445.10	32,812,966.51	72,103.10	31,345,683.50
IFAD	Community Based Natural Resources Mgt Proj.	7,321.80	2,303,194.92	5,552.15	2,413,709.49
	TOTAL	**477,273.72**	**149,392,177.72**	**390,225.78**	**152,596,248.66**

Note 20i

Schedule Of Recurrent Grant & Subventions For 2018

ACTUAL 2017	DESCRIPTION		ACTUAL 2018	BUDGET 2018	VARIANCE
₦	**Supervising Ministry**		₦	₦	₦
1,184,385,089.26	Office of the Executive Governor	a	1,848,103,583.66	611,784,543.00	(1,236,319,040.66)
32,042,165.36	Ministry of Planning & Economic Dev.	b	-	-	-
19,116,615.02	Office of the Secretary to the State Govt.	c	20,976,336.14	20,000,000.00	(976,336.14)
2,210,121.50	Office of the Head of Service	d	8,550,680.14	-	(8,550,680.14)
208,410,617.90	Min. of Agriculture & Natural Resources	e	216,780,639.02	266,000,000.00	49,219,360.98
9,778,214.53	Min. of Non Formal & Market Development	f	11,272,052.84	-	(11,272,052.84)
8,162,654,390.55	Ministry of Education Primary & Secondary	g	9,232,490,041.54	10,728,925,327.00	1,496,435,285.46
15,423,162.67	Ministry of Finance	h	17,861,701.10	15,100,000.00	(2,761,701.10)
2,066,470,938.23	Ministry of Health	i	2,314,372,158.33	3,223,086,009.00	908,713,850.67
297,665,608.48	Min. of Information & Strategy	j	234,457,114.07	189,404,966.00	(45,052,148.07)
1,802,500.00	Ministry of Justice	k	-	2,100,000.00	2,100,000.00
1,920,000.00	Min. of Women Affairs & Social Dev.	l	1,950,000.00	-	(1,950,000.00)
89,788,729.57	Min. of Public Utilities & Rural Dev.	m	102,002,225.23	-	(102,002,225.23)
141,385,483.68	Ministry of Youth & Sports	n	177,476,059.55	150,000,000.00	(27,476,059.55)
41,954,020.05	Ministry of Transport & Tourism	o	27,953,919.17	-	(27,953,919.17)
68,468,633.58	Min. of Comm. Govt. Council, Culture & Trad. Affairs	p	74,483,138.71	74,000,000.00	(483,138.71)
12,343,476,290.38	**TOTAL**		**14,288,729,649.50**	**15,280,400,845.00**	**991,671,195.50**

Note 20i (Cont'd)
Schedule Of Recurrent Grant & Subventions For 2018

Note 20a	OFFICE OF THE GOVERNOR		ACTUAL 2018	ACTUAL 2017
			₦	₦
	Bureau of Public Procurements and Price Intelligence		13,144,120.01	10,410,568.00
	Bureau of Science & Technology		3,539,978.34	2,523,905.97
	ENTRACO		25,608,271.01	21,410,057.67
	Imo Job Centre		9,273,345.61	7,315,762.32
	Imo State Orientation Agency		129,197,615.88	106,009,525.05
	NEPAD		2,809,282.68	3,373,288.43
	Niger Delta Bureau		6,166,618.92	5,656,192.03
	Poverty Alleviation		17,686,589.34	16,260,961.53
	Heartland Football Club		194,700,000.00	172,800,000.00
	Youth must work - Imo comm. Watch		957,671,308.60	460,486,945.28
	Youth must work - Secondary		0.00	37,000,000.00
	Youth must work - Primary		0	92,360,000.00
	GHOISIPA		6,478,904.19	6,015,880.85
	Imo State Security Network		135,446,737.10	61,157,460.97
	Imo Civil Guards Corps		346,380,811.98	171,388,419.02
	Youth must work - CGC			-
	Sweepers		0	10,216,122.14
	TOTAL		**1,848,103,583.66**	**1,184,385,089.26**

Note 20b	MINISTRY OF PLANNING & ECONOMIC DEV'T		ACTUAL 2018	ACTUAL 2017
			₦	₦
	Ministry of Planning & Economic Development		-	-
	TOTAL		**-**	**-**
Note 20c	**OFFICE OF THE SECRETARY TO THE STATE GOVT.**		**ACTUAL 2018**	**ACTUAL 2017**
			₦	₦
	UNICEF Water & Sanitation Project		20,976,336.14	5,000,000.00
	Operation Smash		-	-
	TOTAL		**20,976,336.14**	**5,000,000.00**
Note 20d	**OFFICE OF THE HEAD OF SERVICE**		**ACTUAL 2018**	**ACTUAL 2017**
			₦	₦
	State Directorate for Employment		8,550,680.14	2,210,121.50
	TOTAL		**8,550,680.14**	**2,210,121.50**

Note 20e	MINISTRY OF AGRIC. AND NATURAL RESOURCES		ACTUAL 2018	ACTUAL 2017
			₦	₦
	Agricultural Development Project		201,052,646.33	191,514,538.70
	Imo Livestock		5,977,992.69	5,296,079.20
	MANR Shop		0	-
	Imo State Zoological Garden, Nekede		9,750,000.00	11,600,000.00
	Others			
	TOTAL		**216,780,639.02**	**208,410,617.90**
Note 20f	**MINISTRY OF COMMERCE & MARKET DEV.**		**ACTUAL 2018**	**ACTUAL 2017**
			₦	₦
	Okigwe Cattle Market		3,359,674.40	2,858,996.79
	Imo Marketing Company		7,912,378.44	6,919,217.74
	Bureau For Privatization & Investment			
	TOTAL		**11,272,052.84**	**9,778,214.53**

Note 20g	MINISTRY OF EDUCATION		ACTUAL 2018	ACTUAL 2017
			₦	₦
	Agency for Adult and Non-formal Education		4,613,061.74	4,124,263.04
	Imo State Library Board		55,647,131.10	52,677,676.33
	Imo State Polytechnic		966,000,000.00	966,000,000.00
	Imo State University		2,460,000,000.00	2,460,000,000.00
	Secondary Education Management Board		5,721,170,895.98	4,656,686,669.48
	Special Education Centre, Orlu		9,750,000.00	9,600,000.00
	School of Deaf & Dumb, Orodo		7,800,000.00	7,680,000.00
	Imo College of Advance Professional Studies		7,508,952.72	5,885,781.70
	TOTAL		**9,232,490,041.54**	**8,162,654,390.55**
Note 20h	**MINISTRY OF FINANCE**		**ACTUAL 2018**	**ACTUAL 2017**
			₦	₦
	PFMU/PSGRDP		11,309,427.18	9,718,146.23
	Imo State SACA		6,552,273.92	5,705,016.44
	TOTAL		**17,861,701.10**	**15,423,162.67**

Note 20i	MINISTRY OF HEALTH		ACTUAL 2018	ACTUAL 2017
			₦	₦
	College of Health Technology		125,048,964.00	125,048,964.00
	Hospital Management Board		780,000,000.00	780,000,000.00
	Imo State Population Council		5,082,612.83	1,437,997.94
	Imo Essential Drugs		3,452,811.57	3,100,093.03
	Imo State University Teaching Hospital		1,248,000,000.00	1,008,000,000.00
	Consumer Protection Council/Imo CPC		32,335,641.13	28,359,864.20
	School of Nursing		120,452,128.80	120,032,892.70
	Imo Health system Dev. Project II		0	491,126.36
	TOTAL		**2,314,372,158.33**	**2,066,470,938.23**
Note 20j	**MINISTRY OF INFORMATION & STRATEGY**		**ACTUAL 2018**	**ACTUAL 2017**
			₦	₦
	Imo Broadcasting Corporation		198,434,279.75	267,665,863.20
	Imo Newspaper		36,022,834.32	29,999,745.28
	TOTAL		**234,457,114.07**	**297,665,608.48**

Note 20k	MINISTRY OF JUSTICE		ACTUAL 2018	ACTUAL 2017
			₦	₦
	Legal Aids Council		-	-
	TOTAL		**-**	**-**
Note 20l	**MINISTRY OF WOMEN AFFAIRS & SOCIAL DEVELOPMENT**		**ACTUAL 2018**	**ACTUAL 2017**
			₦	₦
	Remand Home, Ngor Okpala		1,950,000.00	1,920,000.00
	TOTAL		**1,950,000.00**	**1,920,000.00**
Note 20m	**MINISTRY OF PUBLIC UTILITIES & RURAL DEV.**		**ACTUAL 2018**	**ACTUAL 2017**
			₦	₦
	IWADA		21,978,725.52	20,289,803.96
	Imo Water Corporation		80,023,499.71	69,498,925.61
	TOTAL		**102,002,225.23**	**89,788,729.57**
Note 20n	**MINISTRY OF YOUTH & SPORTS**		**ACTUAL 2018**	**ACTUAL 2017**
			₦	₦
	Imo State Sports Council		177,476,059.55	141,385,483.68
	TOTAL		**177,476,059.55**	**141,385,483.68**

Note 20o	MINISTRY OF TRANSPORT & TOURISM		ACTUAL 2018	ACTUAL 2017
			₦	₦
	Imo State Tourism Board		22,054,565.11	17,986,222.17
	Blue Lake Treasure Resort		5,899,354.06	5,588,477.62
	Imo RUWASSA (UNICEF)		-	18,379,320.26
	TOTAL		**27,953,919.17**	**41,954,020.05**
Note 20p	**MINISTRY OF COMM. GOVT. COUNCIL, CULTURE & TRADITIONAL AFFAIRS**		**ACTUAL 2018**	**ACTUAL 2017**
			₦	₦
	Imo State Council for Art & Culture		74,483,138.71	68,468,633.58
	TOTAL		**74,483,138.71**	**68,468,633.58**

Note 20 ii

MONTHLY SCHEDULE OF GRANTS & SUBVENTION ACCORDING TO SUPERVISING MINISTRY

HEAD	SUPERVISING MINISTRY	JAN ₦	FEB ₦	MAR ₦	APR ₦	MAY ₦	JUN ₦	SUB TOTAL C/F ₦
0412	N.E.P.A.D	227,860.98	227,860.98	227,860.98	236,188.86	236,188.86	236,188.86	1,392,149.52
0430	Remand Home Logara Ngor-Okpala	160,000.00	160,000.00	160,000.00	190,000.00	160,000.00	160,000.00	990,000.00
0416	School of Deaf & Dumb, Orodo	640,000.00	640,000.00	640,000.00	760,000.00	640,000.00	640,000.00	3,960,000.00
0416	Special Education Centre, Orlu	800,000.00	800,000.00	800,000.00	950,000.00	800,000.00	800,000.00	4,950,000.00
0416	Imo State Library Board	4,213,975.52	4,213,975.52	4,213,975.52	4,778,356.06	4,778,356.06	4,778,356.06	26,976,994.74
0412	GHO-Imo Job Centre	664,850.22	664,850.22	664,850.22	797,058.50	797,058.50	902,326.95	4,490,994.61
0412	HeartLand Football Club	14,400,000.00	14,400,000.00	14,400,000.00	36,300,000.00	14,400,000.00	14,400,000.00	108,300,000.00
0412	GHO-ISIPA	519,422.11	519,422.11	519,422.11	546,737.54	546,737.54	546,737.54	3,198,478.95
0416	Agency for Formal & Non-Formal edu.	395,386.51	395,386.51	395,386.51	380,784.69	380,764.69	380,764.69	2,328,473.60
0422-1	Imo Blue Lake of Treasure, Oguta	481,342.68	461,342.68	461,342.68	513,590.53	480,834.59	510,834.59	2,909,287.75
0413-1	UNICEF	1,571,389.03	1,571,389.03	1,571,389.03	1,793,351.56	1,798,985.86	1,798,372.65	10,104,877.16
0419-2	IWADA	1,645,606.84	1,645,606.84	1,645,606.84	1,893,545.00	1,893,545.00	1,893,545.00	10,617,455.52
0419-2	Imo Water Corporation	5,935,424.69	5,935,424.69	5,935,424.69	6,727,052.99	6,835,008.99	7,645,109.72	39,013,445.77
0412	Imo State Orientation Agency	9,800,426.42	9,800,426.42	9,800,426.41	11,089,245.47	11,089,245.47	11,087,870.95	62,667,641.14
0417	PFMU and PSGRDP	827,773.41	827,773.41	827,773.41	982,405.45	974,634.40	974,634.40	5,414,994.48
0419	Imo Newspaper	2,602,053.82	2,602,053.82	2,602,053.82	2,602,053.82	3,201,827.38	3,201,827.38	16,811,870.04
0419	Imo Broadcasting Corporation	12,889,461.00	12,889,461.00	13,389,461.00	14,996,196.00	14,996,196.00	16,191,500.25	85,352,275.25
0414	Imo State Zoological Garden	800,000.00	800,000.00	800,000.00	950,000.00	800,000.00	800,000.00	4,950,000.00
0414	Imo Livestock	457,425.93	457,425.93	457,425.93	511,746.10	511,746.10	511,746.10	2,907,516.09
0414	Imo ADP	15,786,954.96	15,706,256.25	15,706,256.25	17,629,629.98	17,462,488.11	17,294,196.11	99,585,781.66
0418	Imo Essential Drugs	258,897.36	258,897.36	258,897.36	294,468.53	295,013.53	295,018.53	1,661,192.67
0438	Imo State Council for Arts & Culture	5,770,060.18	5,770,060.18	5,770,060.18	6,523,122.19	6,415,147.23	6,415,147.23	36,663,597.19
0431	Imo State Sports Council	12,838,803.02	12,838,803.02	12,838,803.02	15,421,178.49	15,421,178.49	15,421,178.49	84,779,944.53
	Imo State Tourism Board	1,612,607.81	1,612,607.77	1,612,607.81	1,891,904.78	1,891,904.78	1,891,904.78	10,513,537.73
0418	Consumer Protection Council	2,435,988.91	2,435,988.91	2,357,812.21	2,807,836.96	2,807,836.96	2,807,836.96	15,653,300.91
0412	Niger Delta Bureau	496,248.24	496,248.24	496,248.24	519,763.80	519,763.80	519,763.80	3,048,036.12
0412	Poverty Alleviation	1,363,654.19	1,363,654.19	1,363,654.19	1,530,276.52	1,530,276.52	1,530,276.52	8,681,792.13
0412	Entraco	1,937,440.96	1,937,460.92	1,937,460.95	2,201,461.33	2,201,461.33	2,201,461.33	12,416,746.82
0413-2	State Directorate of Employment	619,613.96	619,613.96	619,613.96	719,235.53	719,235.53	719,235.53	4,016,548.47
0416	Imo College of Advance Studies	528,892.40	557,096.48	557,096.48	639,030.67	639,030.67	706,234.48	3,627,381.18
0415	Imo Marketing Company	606,272.78	606,272.78	606,272.78	666,767.42	666,767.42	666,767.42	3,819,120.60
0415	Okigwe Cattle Market	253,776.53	253,785.34	253,776.53	288,704.00	288,704.00	288,704.00	1,627,450.40
0412	Bureau for Science and Tech.	286,858.80	286,858.80	286,858.80	315,165.43	315,165.43	315,165.43	1,806,072.69
0412	Bureau for Public Procurement	983,918.90	983,898.90	983,898.90	996,567.86	1,270,648.93	1,133,631.96	6,352,565.45
0417	Imo State SACA	546,110.43	546,110.44	546,110.44	565,820.67	561,454.92	561,454.92	3,327,061.82
0418	Imo State Population Council	239,668.20	239,668.20	510,770.01	572,623.07	531,089.14	531,089.14	2,624,907.76
0412	Imo Security Network	12,408,929.31	12,408,929.31	11,650,426.53	11,255,760.97	11,041,087.20	11,041,087.20	69,806,220.52
0412	Imo Civil Guard	29,397,108.00	29,397,108.00	27,600,193.03	27,108,577.43	29,349,667.19	29,349,667.19	172,202,320.84
0412	Imo Community Watch	88,444,934.00	88,444,934.00	83,039,287.54	80,225,699.52	78,695,607.26	78,695,607.26	497,546,069.58
0416	Imo State University [IMSU]	205,000,000.00	205,000,000.00	205,000,000.00	205,000,000.00	205,000,000.00	205,000,000.00	1,230,000,000.00
0418	Hospital Management Board [HMB]	65,000,000.00	65,000,000.00	65,000,000.00	65,000,000.00	65,000,000.00	65,000,000.00	390,000,000.00
0418	Imo State University Teaching Hospital [IMSUTH]	104,000,000.00	104,000,000.00	104,000,000.00	104,000,000.00	104,000,000.00	104,000,000.00	624,000,000.00
0416	Imo State Polytechnic, Umuagwo	80,500,000.00	80,500,000.00	80,500,000.00	80,500,000.00	80,500,000.00	80,500,000.00	483,000,000.00
0416	College of Health Tech. Amaigbo	10,420,747.00	10,420,747.00	10,420,747.00	10,420,747.00	10,420,747.00	10,420,747.00	62,524,482.00
0418	School of Nursing	10,037,677.40	10,037,677.40	10,037,677.40	10,037,677.40	10,037,677.40	10,037,677.40	60,226,064.40
0416	Secondary Education Management Board	398,742,754.07	398,742,754.07	398,742,754.07	398,742,754.07	515,099,939.85	515,099,939.85	2,625,170,895.98
	TOTAL	**1,109,550,316.57**	**1,109,477,830.68**	**1,102,209,682.83**	**1,132,873,086.19**	**1,228,003,022.13**	**1,229,903,607.67**	**6,912,017,546.07**

Note 20 ii CONT'D.

MONTHLY SCHEDULE OF GRANTS & SUBVENTION ACCORDING TO SUPERVISING MINISTRY

HEAD	SUPERVISING MINISTRY	SUB TOTAL C/F ₦	JUL ₦	AUG ₦	SEP ₦	OCT ₦	NOV ₦	DEC ₦	ACTUAL 2018 ₦
0412	N.E.P.A.D	1,392,149.52	236,188.86	236,188.86	236,188.86	236,188.86	236,188.86	236,188.86	2,809,282.68
0430	Remand Home Logara Ngor-Okpala	990,000.00	160,000.00	160,000.00	160,000.00	160,000.00	160,000.00	160,000.00	1,950,000.00
0416	School of Deaf & Dumb, Orodo	3,960,000.00	640,000.00	640,000.00	640,000.00	640,000.00	640,000.00	640,000.00	7,800,000.00
0416	Special Education Centre, Orlu	4,950,000.00	800,000.00	800,000.00	800,000.00	800,000.00	800,000.00	800,000.00	9,750,000.00
0416	Imo State Library Board	26,976,994.74	4,778,356.06	4,778,356.06	4,778,356.06	4,778,356.06	4,778,356.06	4,778,356.06	55,647,131.10
0412	GHO-Imo Job Centre	4,490,994.61	797,058.50	797,058.50	797,058.50	797,058.50	797,058.50	797,058.50	9,273,345.61
0412	HeartLand Football Club	108,300,000.00	14,400,000.00	14,400,000.00	14,400,000.00	14,400,000.00	14,400,000.00	14,400,000.00	194,700,000.00
0412	GHO-ISIPA	3,198,478.95	546,737.54	546,737.54	546,737.54	546,737.54	546,737.54	546,737.54	6,478,904.19
0416	Agency for Formal & Non-Formal edu.	2,328,473.60	380,764.69	380,764.69	380,764.69	380,764.69	380,764.69	380,764.69	4,613,061.74
0422-1	Imo Blue Lake of Treasure, Oguta	2,909,287.75	510,834.59	510,834.59	510,834.59	485,854.18	485,854.18	485,854.18	5,899,354.06
0413-1	UNICEF	10,104,877.16	1,798,985.86	1,798,985.86	1,798,985.86	1,798,985.86	1,837,757.77	1,837,757.77	20,976,336.14
0419-2	IWADA	10,617,455.52	1,893,545.00	1,893,545.00	1,893,545.00	1,893,545.00	1,893,545.00	1,893,545.00	21,978,725.52
0419-2	Imo Water Corporation	39,013,445.77	6,835,008.99	6,835,008.99	6,835,008.99	6,835,008.99	6,835,008.99	6,835,008.99	80,023,499.71
0412	Imo State Orientation Agency	62,667,641.14	11,089,245.47	11,089,245.47	11,087,870.95	11,087,870.95	11,087,870.95	11,087,870.95	129,197,615.88
0417	PFMU and PSGRDP	5,414,994.48	982,405.45	982,405.45	982,405.45	982,405.45	982,405.45	982,405.45	11,309,427.18
0419	Imo Newspaper	16,811,870.04	3,201,827.38	3,201,827.38	3,201,827.38	3,201,827.38	3,201,827.38	3,201,827.38	36,022,834.32
0419	Imo Broadcasting Corporation	85,352,275.25	18,697,000.75	18,697,000.75	18,697,000.75	18,997,000.75	18,997,000.75	18,997,000.75	198,434,279.75
0414	Imo State Zoological Garden	4,950,000.00	800,000.00	800,000.00	800,000.00	800,000.00	800,000.00	800,000.00	9,750,000.00
0414	Imo Livestock	2,907,516.09	511,746.10	511,746.10	511,746.10	511,746.10	511,746.10	511,746.10	5,977,992.69
0414	Imo ADP	99,585,781.66	16,921,450.57	16,921,450.57	16,921,450.57	16,921,450.57	16,783,736.92	16,997,325.47	201,052,646.33
0418	Imo Essential Drugs	1,661,192.67	295,013.53	295,013.53	295,013.53	309,367.01	298,605.65	298,605.65	3,452,811.57
0438	Imo State Council for Arts & Culture	36,663,597.19	6,415,874.32	6,415,874.32	6,273,685.34	6,273,685.34	6,273,685.34	6,166,736.86	74,483,138.71
0431	Imo State Sports Council	84,779,944.53	15,421,178.49	15,421,178.49	15,463,439.51	15,463,439.51	15,463,439.51	15,463,439.51	177,476,059.55
	Imo State Tourism Board	10,513,537.73	1,891,904.78	1,891,904.78	1,891,904.78	1,891,904.78	1,955,104.36	2,018,303.90	22,054,565.11
0418	Consumer Protection Council	15,653,300.91	2,808,564.05	2,808,564.05	2,766,303.03	2,766,303.03	2,766,303.03	2,766,303.03	32,335,641.13
0412	Niger Delta Bureau	3,048,036.12	519,763.80	519,763.80	519,763.80	519,763.80	519,763.80	519,763.80	6,166,618.92
0412	Poverty Alleviation	8,681,792.13	1,530,276.52	1,530,276.52	1,530,276.52	1,471,322.55	1,471,322.55	1,471,322.55	17,686,589.34
0412	Entraco	12,416,746.82	2,202,919.51	2,202,919.51	2,202,919.51	2,194,255.22	2,194,255.22	2,194,255.22	25,608,271.01
0413-2	State Directorate of Employment	4,016,548.47	803,761.57	803,761.57	719,235.53	746,048.74	730,662.13	730,662.13	8,550,680.14
0416	Imo College of Advance Studies	3,627,381.18	639,030.67	639,030.67	639,030.67	639,030.67	639,030.67	686,418.19	7,508,952.72
0415	Imo Marketing Company	3,819,120.60	666,767.42	666,767.42	666,767.42	697,651.86	697,651.86	697,651.86	7,912,378.44
0415	Okigwe Cattle Market	1,627,450.40	288,704.00	288,704.00	288,704.00	288,704.00	288,704.00	288,704.00	3,359,674.40
0412	Bureau for Science and Tech.	1,806,072.69	237,044.73	237,044.73	312,078.63	315,912.52	315,912.52	315,912.52	3,539,978.34
0412	Bureau for Public Procurement	6,352,565.45	1,125,598.00	1,125,598.00	1,135,090.14	1,135,090.14	1,135,089.14	1,135,089.14	13,144,120.01
0417	Imo State SACA	3,327,061.82	565,397.35	565,397.35	565,397.35	509,673.35	509,673.35	509,673.35	6,552,273.92
0418	Imo State Population Council	2,624,907.76	531,089.14	531,089.14	531,089.14	340,812.55	261,812.55	261,812.55	5,082,612.83
0412	Imo Security Network	69,806,220.52	11,017,286.48	11,017,286.48	11,017,286.48	11,017,286.48	10,785,685.33	10,785,685.33	135,446,737.10
0412	Imo Civil Guard	172,202,320.84	29,591,530.40	29,591,530.40	29,591,530.40	29,591,530.40	27,906,184.77	27,906,184.77	346,380,811.98
0412	Imo Community Watch	497,546,069.58	78,525,967.09	78,525,967.09	78,525,967.09	78,525,967.09	73,010,685.33	73,010,685.33	957,671,308.60
0416	Imo State University [IMSU]	1,230,000,000.00	205,000,000.00	205,000,000.00	205,000,000.00	205,000,000.00	205,000,000.00	205,000,000.00	2,460,000,000.00
0418	Hospital Management Board [HMB]	390,000,000.00	65,000,000.00	65,000,000.00	65,000,000.00	65,000,000.00	65,000,000.00	65,000,000.00	780,000,000.00
0418	Imo State University Teaching Hospital [IMSUTH]	624,000,000.00	104,000,000.00	104,000,000.00	104,000,000.00	104,000,000.00	104,000,000.00	104,000,000.00	1,248,000,000.00
0416	Imo State Polytechnic, Umuagwo	483,000,000.00	80,500,000.00	80,500,000.00	80,500,000.00	80,500,000.00	80,500,000.00	80,500,000.00	966,000,000.00
0416	College of Health Tech. Amaigbo	62,524,482.00	10,420,747.00	10,420,747.00	10,420,747.00	10,420,747.00	10,420,747.00	10,420,747.00	125,048,964.00
0418	School of Nursing	60,226,064.40	10,037,677.40	10,037,677.40	10,037,677.40	10,037,677.40	10,037,677.40	10,037,677.40	120,452,128.80
0416	Secondary Education Management Board	2,625,170,895.98	516,000,000.00	516,000,000.00	516,000,000.00	516,000,000.00	516,000,000.00	516,000,000.00	5,721,170,895.98
	TOTAL	**6,912,017,546.07**	**1,232,017,252.06**	**1,232,017,252.06**	**1,231,873,688.56**	**1,231,910,974.32**	**1,224,337,854.65**	**1,224,555,081.78**	**14,288,729,649.50**

Note 21a
Schedule of Capital Expenditure For 2018 by Monthly

PURCHASE/ CONSTRUCTION OF ASSETS 2018

MONTHS	ECONOMIC	ADMINISTRATION	SOCIAL	TOTAL
	₦	₦	₦	₦
JAN	-	4,582,000,000.00	-	4,582,000,000.00
FEB	-	5,642,700,000.00	67,500,000.00	5,710,200,000.00
MAR	-	2,330,900,000.00	256,800,000.00	2,587,700,000.00
APRIL	-	10,652,000,000.00	-	10,652,000,000.00
MAY	-	2,365,500,000.00	277,450,000.00	2,642,950,000.00
JUNE	-	3,894,000,000.00	-	3,894,000,000.00
JULY	-	3,799,600,000.00	-	3,799,600,000.00
AUGUST	-	5,726,636,000.00	-	5,726,636,000.00
SEPT	-	2,370,000,000.00	-	2,370,000,000.00
OCT	-	4,805,000,000.00	-	4,805,000,000.00
NOV	-	2,635,000,000.00	-	2,635,000,000.00
DEC	-	6,049,200,000.00	160,800,000.00	6,210,000,000.00
TOTAL	**-**	**54,852,536,000.00**	**762,550,000.00**	**55,615,086,000.00**

Note 21b

Schedule of Capital Expenditure For 2018 by Sector

PURCHASE/ CONSTRUCTION OF ASSETS

ACTUAL 2017	ADMINISTRATIVE SECTORS	ACTUAL 2018	BUDGET 2018	VARIANCE
₦		₦	₦	₦
1,287,900,753.03	Economic	-	63,427,357,770.00	63,427,357,770.00
378,000,000.00	Social Service	762,550,000.00	25,509,894,096.00	24,747,344,096.00
-	Law & Justice	-	-	-
-	Regional	-	-	-
34,058,832,769.66	Administration	54,852,536,000.00	31,786,244,000.00	(23,066,292,000.00)
35,724,733,522.69	**Total**	**55,615,086,000.00**	**120,723,495,866.00**	**65,108,409,866.00**

Note 22

Schedule Of Capital Expenditure Funded from Aids & Grants for 2018

(SUMMARY OF PROJECT FINANCIAL MANAGEMENT UNIT (PFMU) TRANSACTIONS FOR 2018)

PROJECT	TRANSFER	IDA LOAN RECEIPTS	INTERESTS/ OTHER INCOME	TOTAL RECEIPTS	TOTAL DISBURSEMENTS	OPENING BALANCES	CLOSING BALANCES
						1/1/2018	12/31/2018
	₦	₦	₦	₦	₦	₦	₦
HSDP II (WORLD BANK)	-	-	-	-	-	288,046.38	288,046.38
HIV/AIDS PROG. MAP II	-	-	-	-	-	82,733,144.35	82,733,144.35
FADAMA III	-	-	-	-	-	(437,944.00)	(437,944.00)
TOTAL	**-**	**-**	**-**	**-**	**-**	**82,583,246.73**	**82,583,246.73**

Note 23
Schedule Of Other Capital Expenditure: Financial Instruments for 2018

NOTE	CLASSIFICATION	2018	2017
		₦	₦
A	Quoted Investments	4,233,164,574.90	4,233,164,574.90
B	Unquoted Investments	318,554,450.00	318,554,450.00
C	Other Investments	65,558,555,394.00	65,558,555,394.00
	Total	**70,110,274,418.90**	**70,110,274,418.90**

Note 23A

SCHEDULE OF FINANCIAL MARKET INSTRUMENTS (INVESTMENTS) - QUOTED COMPANIES

S/N	NAME OF COMPANY	TOTAL HELD 1/1/2018	COST PER UNIT	TOTAL COST 1/1/2018	TOTAL HELD 31/12/2018	TOTAL COST 31/12/2018
		UNITS	₦	₦	UNITS	₦
1	Evans Medical Plc	635,674.00		1,271,348.00	635,674.00	1,271,348.00
2	First Aluminium Nigeria Plc	2,966,617.00		1,483,308.50	2,966,617.00	1,483,308.50
3	Access Bank	13,931,271.00	14.90	207,575,937.90	13,931,271.00	207,575,937.90
4	NAL Merchant Bank (Sterling)	4,455,042.00	3.00	13,365,126.00	4,455,042.00	13,365,126.00
5	UAC Nigeria Plc	1,508,202.00		3,016,404.00	1,508,202.00	3,016,404.00
6	Mainstreet (Afribank)	1,927,753.00		2,313,303.60	1,927,753.00	2,313,303.60
7	Capital Hotels Plc	20,513,994.00	6.60	135,392,360.40	20,513,994.00	135,392,360.40
8	UBA Plc	448,875.00	4.35	1,953,656.25	448,875.00	1,953,656.25
9	Keystone (Bank PHB)	8,499,996.00	17.00	144,499,932.00	8,499,996.00	144,499,932.00
10	Zenith Bank Plc	3,661,423.00	38.30	140,240,079.50	3,661,423.00	140,240,079.50
11	ACB (Spring Bank)	9,617,162.00		8,969,615.50	9,617,162.00	8,969,615.50
12	Cadbury Plc	3,600.00		85,680.00	3,600.00	85,680.00
13	Guiness Nigeria Plc	1,875.00		204,817.50	1,875.00	204,817.50
14	Nestle Foods Plc	1,500.00		220,665.00	1,500.00	220,665.00
15	Nigeria Breweries Plc	9,100.00		311,675.00	9,100.00	311,675.00
16	Oando Plc	296,345.00		3,494,301,688.85	296,345.00	3,494,301,688.85
17	Union Bank of Nigeria Plc	2,855,780.00		2,166,454.00	2,855,780.00	2,166,454.00
18	Access Bank (Intercontinental)	206,596.00	5.54	1,143,656.00	206,596.00	1,143,656.00
19	United Nigeria Insurance	229,765.00		114,882.50	229,765.00	114,882.50
20	U.B.A Capital Plc	62,590.00	4.35	272,266.50	62,590.00	272,266.50
21	Afriland Properties Plc	15,647.00	4.35	68,064.45	15,647.00	68,064.45
22	Africa Prudential Registrar Plc	15,647.00	4.35	68,064.45	15,647.00	68,064.45
23	Aluminium Extrusion	148,102,458.00		74,051,229.00	148,102,458.00	74,051,229.00
24	Universal insurance	74,360.00	1.00	74,360.00	74,360.00	74,360.00
				4,233,164,574.90		**4,233,164,574.90**

Note 23B

SCHEDULE OF INVESTMENTS - UNQUOTED COMPANIES

	NAME OF COMPANY	UNIT HELD 1/1/2018	COST PER UNIT	TOTAL COST 1/1/2018	TOTAL HELD 31/12/2018	TOTAL COST 31/12/2018
	ACTIVE	**Units**	**₦**	**₦**	**Units**	**₦**
1	Emenite Limited	23,218,656	2.00	46,437,312.00	23,218,656	46,437,312.00
2	Nig. W/Minister Dredging & Marine	790,400	1.00	790,400.00	790,400	790,400.00
3	Niger cat Nigeria Limited	1,105,000	1.00	1,105,000.00	1,105,000	1,105,000.00
4	Imo Transport Limited	6,898,721	1.00	6,898,721.00	6,898,721	6,898,721.00
5	INACTIVE					
6	Air Midwest Limited	150,000,000	1.00	150,000,000.00	150,000,000	150,000,000.00
7	Standard Shoe Company Limited	98	2.00	196.00	98	196.00
8	Imo Hotels Limited	4,000,000	1.00	4,000,000.00	4,000,000	4,000,000.00
9	Develop. Finance & Investment Co.	20,000,000	0.50	10,000,000.00	20,000,000	10,000,000.00
10	Imo News Paper Limited	5,000	1.00	5,000.00	5,000	5,000.00
11	Clay Product Limited	1,000,000	2.00	2,000,000.00	1,000,000	2,000,000.00
12	Adapalm Nigeria Limited	55,524,272	1.00	55,524,272.00	55,524,272	55,524,272.00
13	Palm Oil Mills Limited	69,333	1.00	69,333.00	69,333	69,333.00
14	Marklink Medical Company Limited	117,260	1.00	117,260.00	117,260	117,260.00
15	Nigeria Starch Mills Limited	312,000	1.00	312,000.00	312,000	312,000.00
16	Lion of Africa Insurance Limited	398,465	1.00	398,465.00	398,465	398,465.00
17	Mothercat Overseas Nigeria Limited	44,200	1.00	44,200.00	44,200	44,200.00
18	Nigeria Sugar Company Limited	32,135	1.00	32,135.00	32,135	32,135.00
19	Imo Motors Limited	300,000	1.00	300,000.00	300,000	300,000.00
20	Concorde Hotels Limited	4	0.50	2.00	4	2.00
21	Imo Modern Poultry Limited	2	1.00	2.00	2	2.00
22	Anambra Motor Manufacturing Coy Ltd	487,500	1.00	487,500.00	487,500	487,500.00
23	Imo Rubber Estate Limited	4,000,000	1.00	4,000,000.00	4,000,000	4,000,000.00
24	Oguta Lake Hotels	2,000,000	0.50	1,000,000.00	2,000,000	1,000,000.00
	MORIBUND					
1	Lake Insurance Company Limited	9,900,000	1.00	9,900,000.00	9,900,000	9,900,000.00
2	Nsu Ceramics Limited	7,500,000	1.00	7,500,000.00	7,500,000	7,500,000.00
3	Integrated Aluminium Product	3,500,000	0.50	1,750,000.00	3,500,000	1,750,000.00
4	Sach. Herculus Nigeria Limited	3,000,000	1.00	3,000,000.00	3,000,000	3,000,000.00
5	Resin and Paints Industry Limited	9,800,000	0.50	4,900,000.00	9,800,000	4,900,000.00
6	Cardboard Packaging Company	5,390,000	1.00	5,390,000.00	5,390,000	5,390,000.00
7	ISBIC Mort. Nigeria Company	2,350,000	1.00	2,350,000.00	2,350,000	2,350,000.00
8	Niger Pools Limited	2,652	1.00	2,652.00	2,652	2,652.00
9	Ndu Floor Mills Limited	240,000	1.00	240,000.00	240,000	240,000.00
	GRAND TOTAL			**318,554,450.00**		**318,554,450.00**

Note 23C

SCHEDULE OF OTHER INVESTMENTS

S/N	DETAILS	BALANCE 1/1/2018	BALANCE 1/1/2018	BALANCE 31/12/2018	BALANCE 31/12/2018
		USD$	₦	USD$	₦
1	IBRD TREE CROP AND OTHERS	18,557,294.00	2,412,600,757.00	18,557,294.00	2,412,600,757.00
2	IFAD, ELD & EDF OIL PALM & ADAPALM	13,074,114.00	11,699,742,287.00	13,074,114.00	11,699,742,287.00
3	ADAPALM, CONCORDE HOTEL & OTHER COMPANIES	310,135,095.00	40,317,562,350.00	310,135,095.00	40,317,562,350.00
4	AVUTU POULTRY AND OTHERS	85,605,000.00	11,128,650,000.00	85,605,000.00	11,128,650,000.00
	GRAND TOTAL	**427,371,503.00**	**65,558,555,394.00**	**427,371,503.00**	**65,558,555,394.00**

Note 24a

SCHEDULE OF OUTSTANDING EXTERNAL LOANS AS AT 31ST DECEMBER 2018

LOAN	PROJECT	Opening Balance	Drawdown	Repayments	Balance 31/12/18
		₦	₦	₦	₦
AFDF	Health System Dev. IV	585,241,672.50	-	7,079,463.66	578,162,208.84
AFDF	Health System Dev. IV	57,165,511.40	-	247,493.93	56,918,017.47
EDF	State Oil Palm Belt Rural Programme (87.5%)	2,128,420,359.09	-	186,684,166.63	1,941,736,192.46
IDA	Health Systems Development	711,260,302.05	-	21,630,786.26	689,629,515.79
	Universal Basic Education	1,283,338,937.59	-	38,253,099.13	1,245,085,838.46
	Local Empowerment & Environment	2,144,877,584.88	-	57,366,652.30	2,087,510,932.58
	National FADAMA II	1,581,169,143.33	-	53,288,198.97	1,527,880,944.36
	HIV/AIDS Programme	1,054,562,347.32	-	33,068,101.91	1,021,494,245.41
	Health System Dev. Proj. (Addtn Financing)	910,035,496.52	-	9,854,058.33	900,181,438.18
	Community and Social Development Proj.	1,328,274,950.96	-	14,069,227.26	1,314,205,723.69
	Third National Fadama Devlopment Project	1,097,710,414.04	-	11,039,790.05	1,086,670,623.99
	Second HIV/AIDS Programme Dev. Proj. II	732,495,111.81	-	-	732,495,111.81
	Imo State Erosion and Watershed Mgt Project	4,020,604,156.50	-	-	4,020,604,156.50
IFAD	Community Based Natural Resources Mgt Proj.	302,307,747.39	-	16,552,098.46	285,755,648.93
	PSGRDP	-	-	-	-
	TOTAL	**17,937,463,735.37**	**-**	**449,133,136.90**	**17,488,330,598.48**

Note 24b

SCHEDULE OF OUTSTANDING EXTERNAL LOANS AS AT 31ST DECEMBER 2018

LOAN	PROJECT	ACTUAL 2018	ACTUAL 2017	ACTUAL 2018	ACTUAL 2017
		$	$	₦	₦
AFDF	Health System Dev. IV	2,047,494.31	2,585,046.42	578,162,208.84	585,241,672.50
AFDF	Health System Dev. IV	186,621.06	187,430.51	56,918,017.47	57,165,511.40
EDF	State Oil Palm Belt Rural Programme (87.5%)	7,063,202.18	8,005,170.86	1,941,736,192.46	2,128,420,359.09
IDA	Health Systems Development	2,354,598.91	2,477,016.65	689,629,515.79	711,260,302.05
	Universal Basic Education	4,083,078.21	4,208,078.21	1,245,085,838.46	1,283,338,937.59
	Local Empowerment & Environment	6,845,481.53	7,033,000.34	2,087,510,932.58	2,144,877,584.88
	National FADAMA II	5,228,469.08	5,513,914.16	1,527,880,944.36	1,581,169,143.33
	HIV/AIDS Programme	3,488,167.99	3,672,793.72	1,021,494,245.41	1,054,562,347.32
	Health System Dev. Proj. (Addtn Financing)	3,064,658.30	3,163,414.31	900,181,438.18	910,035,496.52
	Community and Social Development Proj.	4,474,898.83	4,617,274.83	1,314,205,723.69	1,328,274,950.96
	Third National Fadama Devlopment Project	3,700,002.30	3,815,799.33	1,086,670,623.99	1,097,710,414.04
	Second HIV/AIDS Programme Dev. Proj. II	2,488,157.03	2,541,648.47	732,495,111.81	732,495,111.81
	Imo State Erosion and Watershed Mgt Project	13,735,245.52	14,030,531.57	4,020,604,156.50	4,020,604,156.50
IFAD	Community Based Natural Resources Mgt Proj.	923,511.37	997,115.31	285,755,648.93	302,307,747.39
	PSGRDP			-	-
	TOTAL	**59,683,586.62**	**62,848,234.69**	**17,488,330,598.48**	**17,937,463,735.37**

Note 25
Schedule Of Repayment of External Loans For 2018

SUMMARY OF REPAYMENT OF EXTERNAL LOANS [PRINCIPAL]

		2018		2017	
LOAN	PROJECT	$	₦	$	₦
AFDF	Health System Dev. IV	21,898.28	7,079,463.66	19,153.20	7,026,608.07
AFDF	Health System Dev. IV	809.40	247,493.93	809.40	247,676.40
EDF	State Oil Palm Belt Rural Programme (87.5%)	578,066.93	186,684,166.63	499,235.90	183,151,379.68
IDA	Health Systems Development	70,286.54	21,630,786.26	50,536.77	21,970,062.27
	Universal Basic Education	125,000.00	38,253,099.13	125,000.00	38,250,000.00
	Local Empowerment & Environment	187,518.82	57,366,652.30	187,518.82	57,380,758.92
	National FADAMA II	169,399.44	53,288,198.97	121,800.00	52,950,625.56
	HIV/AIDS Programme	107,328.24	33,068,101.91	77,170.15	33,548,271.68
	Health System Dev. Proj. (Addtn Financing)	32,178.91	9,854,058.33	-	-
	Community and Social Development Proj.	45,201.00	14,069,227.26	-	-
	Third National Fadama Devlopment Project	35,489.85	11,039,790.05	-	-
	Second HIV/AIDS Programme Dev. Proj. II	-	-	-	-
	Erosion and Watershed Mgt Project	-	-	-	-
IFAD	Community Based Natural Resources Mgt Proj.	52,618.69	16,552,098.46	37,833.40	16,447,472.88
	TOTAL	**1,425,796.11**	**449,133,136.90**	**1,119,057.64**	**410,972,855.47**

Note 26a
SUMMARY OF INTERNAL LOANS PROCEEDS & REPAYMENTS

INTERNAL LOANS/OVERDRAFTS (PRINCIPAL REPAYMENTS) 2018

INSTITUTIONS	TYPE	OPENING BALANCE 01/01/2018	DRAWDOWN	REPAYMENTS	CLOSING BALANCE 31/12/2018
		₦	₦	₦	₦
FINANCIAL INSTITUTIONS					
Fidelity Bank Plc		6,344,741,581.59	-	(146,585,091.93)	6,198,156,489.66
Zenith Bank Plc		19,529,329,100.71	-	(442,883,424.89)	19,086,445,675.82
Zenith Bank Plc		9,729,605,794.73	-	(212,635,873.81)	9,516,969,920.92
SUB-TOTAL		**35,603,676,477.03**	**-**	**(802,104,390.63)**	**34,801,572,086.40**
BONDS					
Imo State Bond		-	-	-	-
FG Bond		36,188,474,091.64	-	(538,908,032.93)	35,649,566,058.71
SUB-TOTAL		**71,792,150,568.67**		**(1,341,012,423.56)**	**70,451,138,145.11**
JAAC Fund			22,361,387,297.32		22,361,387,297.32
TOTAL		**71,792,150,568.67**	**22,361,387,297.32**	**(1,341,012,423.56)**	**92,812,525,442.43**

Note 26a (Cont'd)
SUMMARY OF INTERNAL LOANS PROCEEDS & REPAYMENTS

INTERNAL LOANS/OVERDRAFTS (PRINCIPAL REPAYMENTS) 2017

INSTITUTIONS	TYPE	OPENING BALANCE 01/01/2017	DRAWDOWN	REPAYMENTS	CLOSING BALANCE 31/12/2017
		₦	₦	₦	₦
FINANCIAL INSTITUTIONS					
Fidelity Bank Plc		6,457,245,722.26	-	(112,504,140.67)	6,344,741,581.59
Zenith Bank Plc		19,869,242,378.91	-	(339,913,278.20)	19,529,329,100.71
Zenith Bank Plc		9,892,803,947.71	-	(163,198,152.98)	9,729,605,794.73
SUB-TOTAL		**36,219,292,048.88**	**-**	**(615,615,571.85)**	**35,603,676,477.03**
BONDS					
Imo State Bond		180.91	-	(180.91)	-
FG Bond		36,580,700,153.08	-	(392,226,061.44)	36,188,474,091.64
SUB-TOTAL		**36,580,700,333.99**		**(392,226,242.35)**	**36,188,474,091.64**
					-
TOTAL		**72,799,992,382.87**	**-**	**(1,007,841,814.20)**	**71,792,150,568.67**

Note 26b

MONTHLY SCHEDULE OF INTERNAL LOANS/OVERDRAFT REPAYMENT AS AT 31ST DECEMBER, 2018

LENDERS	NAME OF ACCOUNT	MONTHLY	INITIAL AMOUNT	PRINCIPAL	INTEREST	DEBT SERVICE	END BAL
FG. BOND	RESTRUCTURED COMMERCIAL BANK LOAN	JANUARY	37,116,172,073.53	41,937,704.86	447,229,225.65	489,166,930.51	36,146,536,386.78
" "	" " " "	FEBRUARY		42,455,985.00	446,710,945.51	489,166,930.51	36,104,080,401.78
" "	" " " "	MARCH		42,980,670.21	446,186,260.30	489,166,930.51	36,061,099,731.57
" "	" " " "	APRIL		43,511,839.66	445,655,090.85	489,166,930.51	36,017,587,891.91
" "	" " " "	MAY		44,049,573.48	445,117,357.03	489,166,930.51	35,973,538,318.43
" "	" " " "	JUNE		44,593,952.79	444,572,977.72	489,166,930.51	35,928,944,365.64
" "	" " " "	JULY		45,145,059.73	444,021,870.78	489,166,930.51	35,883,799,305.91
" "	" " " "	AUGUST		45,702,977.42	443,463,953.09	489,166,930.51	35,838,096,328.49
" "	" " " "	SEPTEMBER		46,267,790.05	442,899,140.46	489,166,930.51	35,791,828,538.44
" "	" " " "	OCTOBER		46,839,582.82	442,327,347.69	489,166,930.51	35,744,988,955.62
" "	" " " "	NOVEMBER		47,418,442.00	441,748,488.51	489,166,930.51	35,697,570,513.62
" "	" " " "	DECEMBER		48,004,454.91	441,162,475.60	489,166,930.51	35,649,566,058.71
	TOTAL			**538,908,032.93**	**5,331,095,133.19**	**5,870,003,166.12**	

LENDERS	NAME OF ACCOUNT	MONTHLY	INITIAL AMOUNT	PRINCIPAL	INTEREST	DEBT SERVICE	END BAL
FIDELITY BANK	FED. GOVT. SALARY BAIL-OUT TO STATES	JANUARY	6,591,480,000.00	11,719,694.57	47,585,561.86	59,305,256.43	6,333,021,887.02
" "	" " " "	FEBRUARY		11,807,592.28	47,497,664.15	59,305,256.43	6,321,214,294.74
" "	" " " "	MARCH		11,896,149.22	47,409,107.21	59,305,256.43	6,309,318,145.52
" "	" " " "	APRIL		11,985,370.34	47,319,886.09	59,305,256.43	6,297,332,775.18
		MAY		12,075,260.62	47,229,995.81	59,305,256.43	6,285,257,514.56
" "	" " " "	JUNE		12,165,825.08	47,139,431.36	59,305,256.44	6,273,091,689.48
" "	" " " "	JULY		12,257,068.76	47,048,187.67	59,305,256.43	6,260,834,620.72
" "	" " " "	AUGUST		12,348,996.78	46,956,259.66	59,305,256.44	6,248,485,623.94
" "	" " " "	SEPTEMBER		12,441,614.26	46,863,642.18	59,305,256.44	6,236,044,009.68
" "	" " " "	OCTOBER		12,534,926.36	46,770,330.07	59,305,256.43	6,223,509,083.32
" "	" " " "	NOVEMBER		12,628,938.31	46,676,318.12	59,305,256.43	6,210,880,145.01
" "	" " " "	DECEMBER		12,723,655.35	46,581,601.09	59,305,256.44	6,198,156,489.66
	TOTAL			**146,585,091.93**	**565,077,985.27**	**711,663,077.20**	

Note 26b (Cont'd)

MONTHLY SCHEDULE OF INTERNAL LOANS/OVERDRAFT REPAYMENT AS AT 31ST DECEMBER, 2018

LENDERS	NAME OF ACCOUNT	MONTHLY	INITIAL AMOUNT	PRINCIPAL	INTEREST	DEBT SERVICE	END BAL
ZENITH BANK	FED. GOVT. SALARY BAIL-OUT TO STATES	JANUARY	20,214,950,000.00	35,409,183.86	146,469,968.26	181,879,152.12	19,493,919,916.85
" "	" " " "	FEBRUARY		35,674,752.74	146,204,399.38	181,879,152.12	19,458,245,164.11
" "	" " " "	MARCH		35,942,313.38	145,936,838.73	181,879,152.11	19,422,302,850.73
" "	" " " "	APRIL		36,211,880.73	145,667,271.38	181,879,152.11	19,386,090,970.00
		MAY		36,483,469.84	145,395,682.28	181,879,152.12	19,349,607,500.16
" "	" " " "	JUNE		36,757,095.86	145,122,056.25	181,879,152.11	19,312,850,404.30
" "	" " " "	JULY		37,032,774.08	144,846,378.03	181,879,152.11	19,275,817,630.22
" "	" " " "	AUGUST		37,310,519.89	144,568,632.23	181,879,152.12	19,238,507,110.33
" "	" " " "	SEPTEMBER		37,590,348.78	144,288,803.33	181,879,152.11	19,200,916,761.55
" "	" " " "	OCTOBER		37,872,276.40	144,006,875.71	181,879,152.11	19,163,044,485.15
" "	" " " "	NOVEMBER		38,156,318.47	143,722,833.64	181,879,152.11	19,124,888,166.68
" "	" " " "	DECEMBER		38,442,490.86	143,436,661.25	181,879,152.11	19,086,445,675.82
	TOTAL			**442,883,424.89**	**1,739,666,400.47**	**2,182,549,825.36**	

LENDERS	NAME OF ACCOUNT	MONTHLY	INITIAL AMOUNT	PRINCIPAL	INTEREST	DEBT SERVICE	END BAL
ZENITH BANK	EXCESS CRUDE ACCOUNT LOAN TO STATE	JANUARY	10,000,000,000.00	17,000,552.12	72,972,043.46	89,972,595.58	9,712,605,242.61
" "	" " " "	FEBRUARY		17,128,056.27	72,844,539.32	89,972,595.59	9,695,477,186.34
" "	" " " "	MARCH		17,256,516.69	72,716,078.90	89,972,595.59	9,678,220,669.65
" "	" " " "	APRIL		17,385,940.56	72,586,655.02	89,972,595.58	9,660,834,729.09
" "	" " " "	MAY		17,516,335.12	72,456,260.47	89,972,595.59	9,643,318,393.97
" "	" " " "	JUNE		17,647,707.63	72,324,887.95	89,972,595.58	9,625,670,686.34
" "	" " " "	JULY		17,780,065.44	72,192,530.15	89,972,595.59	9,607,890,620.90
" "	" " " "	AUGUST		17,913,415.93	72,059,179.66	89,972,595.59	9,589,977,204.97
" "	" " " "	SEPTEMBER		18,047,766.55	71,924,829.04	89,972,595.59	9,571,929,438.42
" "	" " " "	OCTOBER		18,183,124.80	71,789,470.79	89,972,595.59	9,553,746,313.62
" "	" " " "	NOVEMBER		18,319,498.23	71,653,097.35	89,972,595.58	9,535,426,815.39
" "	" " " "	DECEMBER		18,456,894.47	71,515,701.12	89,972,595.59	9,516,969,920.92
	TOTAL			**212,635,873.81**	**867,035,273.23**	**1,079,671,147.04**	

Note 27

SCHEDULE OF OTHER FAAC ALLOCATION DEDUCTIONS

DESCRIPTION	ACTUAL 2018	ACTUAL 2017
	₦	₦
Overpayment of 13% Derivation Indices	0.00	31,923,057.28
Refund to Abia State for the Use of Wrong Indices	-	-
Deductions for the Refund of Derivation Revenue to Akwa Ibom State IRO Ekanga Oil Field [2003-2011]	13,605,112.01	5,830,762.29
TOTAL	**13,605,112.01**	**37,753,819.57**

DEDUCTIONS FOR DOMESTIC/EXTERNAL LOANS

DESCRIPTION	ACTUAL 2018	ACTUAL 2017
	₦	₦
INTERNAL LOANS		
Deduction for Salary Bail-out to States (Fidelity/Zenith Bank Loans)	2,894,212,902.48	2,411,844,085.40
Deduction for Excess Crude Account Loan Facility to States (Zenith Bank Loan)	1,079,671,147.08	899,725,955.90
Deductions for Restructured Commercial Banks to Bonds Loan	5,870,003,166.12	4,891,669,305.10
TOTAL	**9,843,887,215.68**	**8,203,239,346.40**
EXTERNAL LOANS		
Deductions remitted to DMO	599,251,345.22	489,039,468.38
TOTAL DEDUCTIONS	**10,443,138,560.90**	**8,692,278,814.78**

Note 27 (Cont'd)
FAAC DEDUCTIONS (2018)

	Deduction of Salary Bail-out to	Deduction for Excess Crude Loan	Remitted to DMO for Foreign loans	For Restructuring of Commercial	Arrears for Revenue to Akwa	TOTAL
MONTH	ACTUAL 2018	ACTUAL 2018	ACTUAL 2018	ACTUAL 2018	ACTUAL 2018	ACTUAL 2018
	₦	₦	₦	₦	₦	₦
JANUARY	241,184,408.54	89,972,595.59	46,358,595.57	489,166,930.51	1,943,587.43	**868,626,117.64**
FEBRUARY	241,184,408.54	89,972,595.59	48,261,551.15	489,166,930.51	1,943,587.43	**870,529,073.22**
MARCH	241,184,408.54	89,972,595.59	48,261,551.15	489,166,930.51	1,943,587.43	**870,529,073.22**
APRIL	241,184,408.54	89,972,595.59	48,261,551.15	489,166,930.51	1,943,587.43	**870,529,073.22**
MAY	241,184,408.54	89,972,595.59	48,261,551.15	489,166,930.51	1,943,587.43	**870,529,073.22**
JUNE	-	-	-	-	-	**-**
JULY	482,368,817.08	179,945,191.18	96,523,102.30	978,333,861.02	3,887,174.86	**1,741,058,146.44**
AUGUST	-	-	-	-	-	**-**
SEPTEMBER	482,368,817.08	179,945,191.18	105,329,377.10	978,333,861.02	-	**1,745,977,246.38**
OCTOBER	241,184,408.54	89,972,595.59	52,664,688.55	489,166,930.51	-	**872,988,623.19**
NOVEMBER	-	-	-	-	-	**-**
DECEMBER	482,368,817.08	179,945,191.18	105,329,377.10	978,333,861.02	-	**1,745,977,246.38**
TOTAL	**2,894,212,902.48**	**1,079,671,147.08**	**599,251,345.22**	**5,870,003,166.12**	**13,605,112.01**	**10,456,743,672.91**

Note 27 (Cont'd)
FAAC DEDUCTIONS (2017)

	Overpayment of 13% Derivation	Deduction of Salary Bail-out to States	Deduction for Excess Crude Loan Facility	Remitted to DMO for Foreign loans	For Restructuring of Commercial Loans into FGN Bonds	Arrears for Revenue to Akwa Ibom State IRO Ekanga Oilfield	TOTAL
MONTH	**ACTUAL 2017**	**ACTUAL 2017**	**ACTUAL 2017**	**ACTUAL 2017**	**ACTUAL 2017**	**ACTUAL 2017**	**ACTUAL 2017**
	₦	₦	₦	₦	₦	₦	₦
JANUARY	-	-	-	-	-	-	-
FEBRUARY	7,980,764.32	241,184,408.54	89,972,595.59	48,270,510.71	489,166,930.51	-	876,575,209.67
MARCH	7,980,764.32	241,184,408.54	89,972,595.59	50,282,195.16	489,166,930.51	-	878,586,894.12
APRIL	7,980,764.32	241,184,408.54	89,972,595.59	50,282,195.16	489,166,930.51	-	878,586,894.12
MAY	7,980,764.32	482,368,817.08	179,945,191.18	100,564,390.32	978,333,861.02	-	1,749,193,023.92
JUNE	-	-	-	-	-	-	-
JULY	-	241,184,408.54	89,972,595.59	50,282,195.16	489,166,930.51	-	870,606,129.80
AUGUST	-	241,184,408.54	89,972,595.59	50,282,195.16	489,166,930.51	-	870,606,129.80
SEPTEMBER	-	241,184,408.54	89,972,595.59	46,358,595.57	489,166,930.51	1,943,587.43	868,626,117.64
OCTOBER	-	241,184,408.54	89,972,595.59	46,358,595.57	489,166,930.51	1,943,587.43	868,626,117.64
NOVEMBER	-	241,184,408.54	89,972,595.59	46,358,595.57	489,166,930.51	1,943,587.43	868,626,117.64
DECEMBER	-	-	-	-	-	-	-
TOTAL	**31,923,057.28**	**2,411,844,085.40**	**899,725,955.90**	**489,039,468.38**	**4,891,669,305.10**	**5,830,762.29**	**8,730,032,634.35**

Note 28a
Schedule of Cash & Bank Balances For 2018

S/N	NAME OF BANKS	ACCOUNT NAME	NEW ACCOUNT	BALANCE AS AT 31/12/2018 ₦	BALANCE AS AT 31/12/2017 ₦
1	Access bank Plc	Imo State Local Govt. Pension A/C	0697264082	-	-
2	Access bank Plc	Imo State Parastatals Account	0704859551	950.00	-
3	Access bank Plc	Special Account 1		97,881,411.35	-
4	Access bank Plc	Imo State Foreign Loan Interest R	0718320021	99,956,866.41	-
5	Diamond Bank Plc	Imo State Operation A/C	0025410045	-	-
6	Diamond Bank Plc	IMSG IGR LANDS ACCOUNT	0037987458	-	-
7	Diamond Bank Plc	STO	0027436193	-	34,790,398.02
8	Diamond Bank Plc	TPO	0027462433	-	-
9	Diamond Bank Plc	IMSG PAYEE A/C Office of Acct.Gen	0067574473	-	33,523.03
10	Diamond Bank Plc	Min. of Fin. Corp. Entity Verification	0024614365	-	3,275,239.05
11	Diamond Bank Plc	IMSG Salary Account	0065527341	-	522,961.82
12	Diamond Bank Plc	Pension Account	0025087106	-	87,786.20
13	Diamond Bank Plc	SEMB Account	0026297285	-	7,770.91
14	Eco Bank Plc	PAYEE Account	5093070120	-	127,384,956.39
15	Ecobank Plc	Bond Proceed	1342031740	-	-
16	Ecobank Plc	Imo State ENTRACO	3642025988	-	96,576.01
17	Ecobank Plc	Imo State Govt. Bailout Pension A/c	5093038702	-	-
18	Ecobank Plc	IMSG Pension account	5093070663	-	683,011.34
19	Enterprise Bank [Heritage]	Ahiato Health Centre	1200352120	-	-
20	Enterprise Bank [Heritage]	Amuzu Health Centre	1200352027	-	-
21	Enterprise Bank [Heritage]	Drug Revolving Fund	1400032051	-	-
22	Enterprise Bank [Heritage]	Enyiogugu Health Centre	1200352065	-	-
23	Enterprise Bank [Heritage]	Ibeku Health Centre	1200352041	-	-
24	Enterprise Bank [Heritage]	Imo Entraco	1200969423	-	-
25	Enterprise Bank [Heritage]	Infant Welfare Clinic	1200352058	-	-
26	Enterprise Bank [Heritage]	Mbutu Health Centre	1200352010	-	-
27	Enterprise Bank [Heritage]	Nguru Nweke Health Centre	1200352096	-	-
28	Enterprise Bank [Heritage]	Nkwogwu Health Centre	1200352034	-	-
29	Enterprise Bank [Heritage]	Umuhu Health Centre	1200352072	-	-
30	Enterprise Bank [Heritage]	Uvuru Health Centre	1200352144	-	-
31	Enterprise Bank [Heritage]	IMO STATE SPECIAL REVENUE	1200348125	-	-
32	Enterprise Bank [Heritage]	IMO STATE WBPBU	1200351965	-	-
33	Enterprise Bank [Heritage]	GENERAL HOSPITAL ABOH MBAISE	1200352216	-	-
34	Enterprise Bank [Heritage]	IMO STATE TRANSPORT COMPANY	1200352924	-	-
	SUB TOTAL C/F			**197,839,227.76**	**166,882,222.77**

Note 28a (Cont'd)

S/N	NAME OF BANKS	ACCOUNT NAME	NEW ACCOUNT	BALANCE AS AT 31/12/2018 ₦	BALANCE AS AT 31/12/2017 ₦
	SUB TOTAL B/F			**197,839,227.76**	**166,882,222.77**
35	Enterprise Bank [Heritage]	IMO FOUNDATION	1200969430	-	-
36	Enterprise Bank [Heritage]	IMO COLLEGE OF ADVANCED PROF	1201017864	-	-
37	Enterprise Bank [Heritage]	IMO STATE CO-OPERATIVE COLLEGE	1400013274	-	-
38	Enterprise Bank [Heritage]	IMO TRANSPORT COMPANY LIMITED	1400032044	-	-
39	Enterprise Bank [Heritage]	MINISTRY OF INFORMATION AND STRATEGY	1400032068	-	-
40	Enterprise Bank [Heritage]	IMO ENTRACO	1400013281	-	-
41	Enterprise Bank [Heritage]	CONSUMER PROTECTION COUNCIL	1400013315	-	-
42	Enterprise Bank [Heritage]	CONSUMER PROTECTION COUNCIL	1400013322	-	-
43	Enterprise Bank [Heritage]	MINISTRY OF YOUTHS AND SPORTS	1400032075	-	-
44	Enterprise Bank [Heritage]	IMO ENTRACO - RUPIAC PROJECT	1400035526	-	-
45	Enterprise Bank [Heritage]	IMO STATE POLYTECHNIC UMUAGWO	1200350607	-	-
46	Enterprise Bank [Heritage]	IMO STATE LIBRARY BOARD	1400013353	-	-
47	Enterprise Bank [Heritage]	BENEFITS OF RETIRED PRIMARY	1400032082	-	-
48	Enterprise Bank [Heritage]	IMO STATE GOVERNMENT	1400032099	-	-
49	Enterprise Bank [Heritage]	DISASTER RELIEF MANAGEMENT	1400037795	-	-
50	Enterprise Bank [Heritage]	OHAJI/EGBEMA LGA	1200346853	-	-
51	Enterprise Bank [Heritage]	IMO WOMEN PROJECT ACCOUNT	1200348448	-	-
52	Enterprise Bank [Heritage]	IMO STATE MONIT. COMT. MDCN	1200350212	-	-
53	Enterprise Bank [Heritage]	MINISTRY OF WORKS, HOUSING &	1200351697	-	-
54	Enterprise Bank [Heritage]	COMMUNITY HEALTH AND DEVELOPMENT	1200348204	-	-
55	Enterprise Bank [Heritage]	LOCAL GOVERNMENT SERVICE COMMISSION	1200349218	-	-
56	Enterprise Bank [Heritage]	UMUNAJI ONICHA UBOMA FUG [III]	1200351996	-	-
57	Enterprise Bank [Heritage]	OWERRI NORTH CENTAL FCA	1200352591	-	-
58	Enterprise Bank [Heritage]	UVURU HEALTH CENTRE	1200352003	-	-
59	FCMB Plc	13% Oil Derivation Fund Joint Alloc.	2035212019	-	-
60	FCMB Plc	Imo State Share of 13% ODF A/C	2112124015	-	-
61	FCMB Plc	IMSG [IGR]	0236455013	-	-
62	FCMB Plc	IMSG Miscellaneous A/C	0722317016	-	8,373,475.88
63	FCMB Plc	IMSG Security A/C	0669567011	-	-
64	FCMB Plc	IMSG Sundry Account	0732636026	-	-
65	FCMB Plc	IMSG SURE-P A/C	3759569652	-	-
66	FCMB Plc	IMSG SUBSIDY REINVESTMENT A/C	1999394012	-	2,697,474.17
67	FCMB Plc	STO Account	1244352019	-	-
68	FCMB Plc	IMSG MAIN ACCT.	0839706051	-	29,014.89
69	FCMB Plc	State Pension Account	5719437010	135,085,406.98	-
	SUB TOTAL C/F			**332,924,634.74**	**177,982,187.70**

Note 28a (Cont'd)

S/N	NAME OF BANKS	ACCOUNT NAME	NEW ACCOUNT	BALANCE AS AT 31/12/2018 ₦	BALANCE AS AT 31/12/2017 ₦
	SUB TOTAL B/F			**332,924,634.74**	**177,982,187.70**
70	Fidelity Bank Plc	IMSG IGR [Sweeping Acct]	5030029152	-	-
71	Fidelity Bank Plc	IMSG IGR [Sweeping Acct 2]	5030051748	-	-
72	Fidelity Bank Plc	IMSG Joint State Account	5030058266	-	-
73	Fidelity Bank Plc	IMSG Operations Account	5030067345	199,952.50	-
74	First Bank Plc	IMSG IGR [Current A/C]	2005152070	-	-
75	GTBank Plc	GLRA/Imo State TBL Project	0043255037	-	-
76	GTBank Plc	Imo Concorde Hotel	0052919746	-	-
77	GTBank Plc	Imo Concorde Hotel - OPS ACC	0052919777	-	-
78	GTBank Plc	Imo Jud. High Court Book Launch	0163652334	-	-
79	GTBank Plc	Imo Marketing Company Ltd	0043361778	-	-
80	GTBank Plc	Imo State Priv. And Inv. Bureau	0043429078	-	-
81	GTBank Plc	Imo State Universal Basic Educ Acc	0043574909	-	-
82	GTBank Plc	IMSG Internal Revenue Account [IRA]	0043472414	-	-
83	GTBank Plc	IMSG-Tsunami Disaster Relief	0043361383	-	-
84	GTBank Plc	Office of the Head of Service	0043298830	-	-
85	Keystone Bank [Bank PHB]	IMSG Dedicated Project Account	1002823895	-	-
86	Keystone Bank [Bank PHB]	Rev. A/C	1002823888	-	-
87	Polaris Bank Limited	IMSG Internally Generated Revenue (IGR) Account	4030010511	19,793,441.88	-
88	Skye Bank Plc	IMSG IGR Sweeping Account)	4030011240	-	-
89	Skye Bank Plc	IMSG (Joint Project Account)	4030010621	-	-
90	UBA I Plc [STO]	Sub-Treasury Owerri	1001192176	-	3,464,029.38
91	UBA II Plc [STO]	Sub Treasury Pension Account	1013112566	-	1,182,124.55
92	UBA Plc	Bond Proceeds A/C	1013809734	-	2,623,387.64
93	UBA Plc	Dedicated IGR Account	1016187279	-	-
94	UBA Plc	Dedicated Salary Account	1016239910	-	974,447.43
95	UBA Plc	Excess Crude Account	1013960619	-	95,740.09
96	UBA Plc	IMSG IGR A/C	1005817260	-	-
97	UBA Plc	IMSG JAAC EXCROW ACCOUNT 2	1008362613	-	91,410,067.59
98	UBA Plc	IMSG Special Project A/C	1010583635	-	18,935.24
99	UBA Plc	Muti-Purpose A/C	1011268270	-	1,665,443.39
100	UBA Plc	Operational A/C	1015705232	-	1,345,252.65
101	UBA Plc	Operational A/C II	1015708116	-	-
102	UBA Plc	Security Account	1018182656	-	6,831,284.16
103	UBA Plc	Sundry A/C	1014179117	-	54,469.90
104	UBA Plc	IMSG FAAC A/C	1007331120	-	2,341.25
	SUB TOTAL C/F			**352,918,029.12**	**287,649,710.97**

Note 28a (Cont'd)

S/N	NAME OF BANKS	ACCOUNT NAME	NEW ACCOUNT	BALANCE AS AT 31/12/2018 ₦	BALANCE AS AT 31/12/2017 ₦
	SUB TOTAL B/F			**352,918,029.12**	**287,649,710.97**
105	UBA Plc	IMSG Running Cost A/C	1021273808	100,262,050.31	-
106	UBA Plc	Special Youth Empowerment Account	1021554635	17,740,449.80	-
107	Union Bank Plc	13% ODF Account	0041530585	-	-
108	Union Bank Plc	IMSG E-Revenue A/C	0029095895	-	-
109	Union Bank Plc	IMSG VAT ACCOUNT	0076597513	372,709.99	-
110	Union Bank Plc	IMO STATE PAYE ACCOUNT	0076230733	5,307,015.39	-
111	Unity Bank	IMO STATE REV. A/C MIN. OF HOUSING	0020336723	-	-
112	Unity Bank	Special A/C Youth Empowerment	0026511306	56,377,449.23	-
113	Zenith Bank Plc	13% ODF A/C	1012758626	-	-
114	Zenith Bank Plc	13% ODF A/C	1014016524	-	4,297,594.28
115	Zenith Bank Plc	IGR Cons. A/C	1012242914	-	-
116	Zenith Bank Plc	Imo Foundation Account	1012946724	-	571,328.68
117	Zenith Bank Plc	Imo Public Service Charity A/C	1013322865	-	143,165,527.00
118	Zenith Bank Plc	Imprest Account	1014019635	-	-
119	Zenith Bank Plc	IMSG FAAC A/C	1013197705	1,214,144.09	199,107.00
120	Zenith Bank Plc	IMSG IGR [Judiciary A/C]	1013105306	-	-
121	Zenith Bank Plc	IMSG Loan Project A/C	1012822633	-	-
122	Zenith Bank Plc	IMSG Monumental Proj. Consolidated	1013514171	-	-
123	Zenith Bank Plc	IMSG TAX HOLDING A/C	1012880538	110,947,324.18	137,574,681.98
124	Zenith Bank Plc	IMSG UTILITY A/C	1012246716	-	-
125	Zenith Bank Plc	Operational A/C	1011299856	-	3,409,959.69
126	Zenith Bank Plc	Operational Account	1013118902	-	(5,130,963.57)
127	Zenith Bank Plc	Pension A/C	1012401087	1,400,718,864.22	-
128	Zenith Bank Plc	Proceed [Deposit] A/C	1012859286	-	-
129	Zenith Bank Plc	Project Account	1013245558	-	-
130	Zenith Bank Plc	Social Welfare A/C	1013051128	-	-
131	Zenith Bank Plc	IMSG Salary A/C	1014383181	-	33,498,284.10
132	Zenith Bank Plc	IMSG Acct.	1013750926	-	-
133	Zenith Bank Plc	STO	1010815365	54,101,821.43	65,323,862.40
134	Zenith Bank Plc	TPO	1010815547	-	-
135	Zenith Bank Plc	TPO	1012575434	-	788,940,403.28
136	Zenith II Bank Plc [STO]	STO A/C	1011309825	-	238,586.06
137	Zenith Bank Plc	IMSG End to End Salary Payment A/C	1014125716	-	73,093.85
138	Zenith Bank Plc	IMSG PAYEE A/C	1014344506	214,574,465.53	156,933,649.41
139	Zenith Bank Plc	IMSG Loan A/C II (Joint Rescue A/C)	1012860307	-	-
	SUB TOTAL C/F			**2,314,534,323.29**	**1,616,744,825.14**

Note 28a (Cont'd)

S/N	NAME OF BANKS	ACCOUNT NAME	NEW ACCOUNT	BALANCE AS AT 31/12/2018 ₦	BALANCE AS AT 31/12/2017 ₦
	SUB TOTAL B/F			**2,314,534,323.29**	**1,616,744,825.14**
140	Zenith Bank Plc	IMSG Joint Allocation A/c. (JAAC)	1012722685	-	6,030.40
141	Zenith Bank Plc	TPO	1014976925	656,323,565.02	-
142	Zenith Bank Plc	IMSG/NLC - Ministry Salary A/C	1014599997	419,408.67	-
143	Zenith Bank Plc	Imo Public Service Charity A/C	1013322965	133,401,104.64	-
144	Zenith Bank Plc	SEMB A/C II	1010917283	2,292,254,998.86	-
145	Zenith Bank Plc	SEMB A/C 3	1011018280	4,810,854,151.63	-
146	Zenith Bank Plc	Intervention Projects Account	1014838911	88,259,791.07	-
147	Zenith Bank Plc	Joint ISOPADEC Account	1015199105	163,302,916.10	-
148	FADAMA III Banks	VARIOUS		-	2,106,885.83
149	HIV/AIDS PROG. BANKS	VARIOUS		-	142,873,509.64
150	HSDP II Banks [World Bank]	VARIOUS		-	288,046.38
151	Other LGAs and MDAs	VARIOUS		-	-
152	PSGRDP Banks	VARIOUS		-	-
153	UBA [Bond Repayment Sinking Fund A/C]	VARIOUS		-	(254,954,000.00)
154	Dormant Account Balances [Note 28B]	VARIOUS		1,283,963,395.71	1,283,963,395.71
	TOTAL			**11,743,313,654.99**	**2,791,028,693.10**

NOTE 28B
SCHEDULE OF DORMANT ACCOUNT BALANCES

S/N	NAME OF BANKS	ACCOUNT NAME	ACCOUNT NUMBERS	BALANCE AS AT 31/12/2018 ₦	BALANCE AS AT 31/12/2017 ₦
1	Diamond Bank Plc	Imo State Operation A/C	0025410045	1,498,554.28	1,498,554.28
2	Diamond Bank Plc	IMSG IGR LANDS ACCOUNT	0037987458	12,059,118.06	12,059,118.06
3	Ecobank Plc	Bond Proceed	1342031740	12,214.75	12,214.75
4	Enterprise Bank [Heritage]	Ahiato Health Centre	1200352120	117,079.66	117,079.66
5	Enterprise Bank [Heritage]	Amuzu Health Centre	1200352027	1,870,574.00	1,870,574.00
6	Enterprise Bank [Heritage]	Drug Revolving Fund	1400032051	24,428,292.00	24,428,292.00
7	Enterprise Bank [Heritage]	Enyiogugu Health Centre	1200352065	690,201.56	690,201.56
8	Enterprise Bank [Heritage]	Ibeku Health Centre	1200352041	995,356.55	995,356.55
9	Enterprise Bank [Heritage]	Imo Entraco	1200969423	8.82	8.82
10	Enterprise Bank [Heritage]	Infant Welfare Clinic	1200352058	298,368.76	298,368.76
11	Enterprise Bank [Heritage]	Mbutu Health Centre	1200352010	271,604.83	271,604.83
12	Enterprise Bank [Heritage]	Nguru Nweke Health Centre	1200352096	8,268.28	8,268.28
13	Enterprise Bank [Heritage]	Nkwogwu Health Centre	1200352034	169,326.92	169,326.92
14	Enterprise Bank [Heritage]	Umuhu Health Centre	1200352072	17,605.06	17,605.06
15	Enterprise Bank [Heritage]	Uvuru Health Centre	1200352144	14,880.68	14,880.68
16	Enterprise Bank [Heritage]	IMO STATE SPECIAL REVENUE	1200348125	4,296.72	4,296.72
17	Enterprise Bank [Heritage]	IMO STATE WBPBU	1200351965	2,637.66	2,637.66
18	Enterprise Bank [Heritage]	GENERAL HOSPITAL ABOH MBAISE	1200352216	4,215.61	4,215.61
19	Enterprise Bank [Heritage]	IMO STATE TRANSPORT COMPANY	1200352924	190,855.05	190,855.05
20	Enterprise Bank [Heritage]	IMO FOUNDATION	1200969430	9,034.99	9,034.99
21	Enterprise Bank [Heritage]	IMO COLLEGE OF ADVANCED PROF	1201017864	100.00	100.00
22	Enterprise Bank [Heritage]	IMO STATE CO-OPERATIVE COLLEGE	1400013274	189.02	189.02
	SUB-TOTAL C/F			**42,662,783.26**	**42,662,783.26**

NOTE 28B (CONT'D)
SCHEDULE OF DORMANT ACCOUNT BALANCES

S/N	NAME OF BANKS	ACCOUNT NAME	ACCOUNT NUMBERS	BALANCE AS AT 31/12/2018 ₦	BALANCE AS AT 31/12/2017 ₦
	SUB-TOTAL B/F			**42,662,783.26**	**42,662,783.26**
23	Enterprise Bank [Heritage]	IMO TRANSPORT COMPANY LIMITED	1400032044	118,573.25	118,573.25
24	Enterprise Bank [Heritage]	MINISTRY OF INFORMATION AND STRATEGY	1400032068	4,964.63	4,964.63
25	Enterprise Bank [Heritage]	IMO ENTRACO	1400013281	45.65	45.65
26	Enterprise Bank [Heritage]	CONSUMER PROTECTION COUNCIL	1400013315	7,317.98	7,317.98
27	Enterprise Bank [Heritage]	CONSUMER PROTECTION COUNCIL	1400013322	69.48	69.48
28	Enterprise Bank [Heritage]	MINISTRY OF YOUTHS AND SPORTS	1400032075	31,173.51	31,173.51
29	Enterprise Bank [Heritage]	IMO ENTRACO - RUPIAC PROJECT	1400035526	6,900.00	6,900.00
30	Enterprise Bank [Heritage]	IMO STATE POLYTECHNIC UMUAGWO	1200350607	25,478.96	25,478.96
31	Enterprise Bank [Heritage]	IMO STATE LIBRARY BOARD	1400013353	394.69	394.69
32	Enterprise Bank [Heritage]	BENEFITS OF RETIRED PRIMARY	1400032082	166.04	166.04
33	Enterprise Bank [Heritage]	IMO STATE GOVERNMENT	1400032099	6,640,239.00	6,640,239.00
34	Enterprise Bank [Heritage]	DISASTER RELIEF MANAGEMENT	1400037795	5,269,349.00	5,269,349.00
35	Enterprise Bank [Heritage]	OHAJI/EGBEMA LGA	1200346853	9,892.20	9,892.20
36	Enterprise Bank [Heritage]	IMO WOMEN PROJECT ACCOUNT	1200348448	77.79	77.79
37	Enterprise Bank [Heritage]	IMO STATE MONIT. COMT. MDCN	1200350212	3,981.10	3,981.10
38	Enterprise Bank [Heritage]	MINISTRY OF WORKS, HOUSING &	1200351697	1,767,094.00	1,767,094.00
39	Enterprise Bank [Heritage]	COMMUNITY HEALTH AND DEVELOPMENT	1200348204	9,637.97	9,637.97
40	Enterprise Bank [Heritage]	LOCAL GOVERNMENT SERVICE COMMISSION	1200349218	47,355.00	47,355.00
41	Enterprise Bank [Heritage]	UMUNAJI ONICHA UBOMA FUG [III]	1200351996	6,846.63	6,846.63
42	Enterprise Bank [Heritage]	OWERRI NORTH CENTAL FCA	1200352591	12,184.14	12,184.14
43	Enterprise Bank [Heritage]	UVURU HEALTH CENTRE	1200352003	3,321,675.00	3,321,675.00
44	FCMB Plc	13% Oil Derivation Fund Joint Alloc.	2035212019	4,807,839.48	4,807,839.48
	SUB-TOTAL C/F			**64,754,038.76**	**64,754,038.76**

NOTE 28B (CONT'D)
SCHEDULE OF DORMANT ACCOUNT BALANCES

S/N	NAME OF BANKS	ACCOUNT NAME	ACCOUNT NUMBERS	BALANCE AS AT 31/12/2018 ₦	BALANCE AS AT 31/12/2017 ₦
	SUB-TOTAL B/F			**64,754,038.76**	**64,754,038.76**
45	FCMB Plc	Imo State Share of 13% ODF A/C	2112124015	2,809,952.07	2,809,952.07
46	FCMB Plc	IMSG [IGR]	0236455013	55,935,521.94	55,935,521.94
47	FCMB Plc	IMSG Security A/C	0669567011	1,636,888.69	1,636,888.69
48	FCMB Plc	IMSG Sundry Account	0732636026	84,933.46	84,933.46
49	FCMB Plc	IMSG SURE-P A/C	3759569652	355,183,976.66	355,183,976.66
50	FCMB Plc	STO Account	1244352019	14,780,433.78	14,780,433.78
51	First Bank Plc	IMSG IGR [Current A/C]	2005152070	4,850,848.22	4,850,848.22
52	GTBank Plc	GLRA/Imo State TBL Project	0043255037	742.33	742.33
53	GTBank Plc	Imo Concorde Hotel	0052919746	25,238.58	25,238.58
54	GTBank Plc	Imo Concorde Hotel - OPS ACC	0052919777	4,158,917.57	4,158,917.57
55	GTBank Plc	Imo Jud. High Court Book Launch	0163652334	8,920.75	8,920.75
56	GTBank Plc	Imo Marketing Company Ltd	0043361778	5,282.63	5,282.63
57	GTBank Plc	Imo State Priv. And Inv. Bureau	0043429078	5,419.51	5,419.51
58	GTBank Plc	Imo State Universal Basic Educ Acc	0043574909	3,960.00	3,960.00
59	GTBank Plc	IMSG Internal Revenue Account [IRA]	0043472414	3,235,223.16	3,235,223.16
60	GTBank Plc	IMSG-Tsunami Disaster Relief	0043361383	2,663,487.19	2,663,487.19
61	GTBank Plc	Office of the Head of Service	0043298830	35,086.69	35,086.69
62	Keystone Bank [Bank PHB]	IMSG Dedicated Project Account	1002823895	55,616.83	55,616.83
63	Keystone Bank [Bank PHB]	Rev. A/C	1002823888	516,897.29	516,897.29
64	UBA Plc	Bond Proceeds A/C	1013809734	2,623,387.64	2,623,387.64
65	UBA Plc	Dedicated Salary Account	1016239910	1,313,563.97	1,313,563.97
66	UBA Plc	Excess Crude Account	1013960619	94,053.61	94,053.61
		SUB-TOTAL C/F		**514,782,391.33**	**514,782,391.33**

NOTE 28B (CONT'D)
SCHEDULE OF DORMANT ACCOUNT BALANCES

S/N	NAME OF BANKS	ACCOUNT NAME	ACCOUNT NUMBERS	BALANCE AS AT 31/12/2018 ₦	BALANCE AS AT 31/12/2017 ₦
		SUB-TOTAL B/F		**514,782,391.33**	**514,782,391.33**
67	UBA Plc	IMSG JAAC EXCROW ACCOUNT 2	1008362613	80,721,417.87	80,721,417.87
68	UBA Plc	IMSG Special Project A/C	1010583635	19,145.24	19,145.24
69	UBA Plc	Operational A/C	1015705232	1,345,357.65	1,345,357.65
70	UBA Plc	Operational A/C II	1015708116	2,612,882.00	2,612,882.00
71	UBA Plc	Security Account	1018182656	6,832,878.33	6,832,878.33
72	UBA Plc	Sundry A/C	1014179117	53,391.77	53,391.77
73	UBA Plc	IMSG FAAC A/C	1007331120	3,707.89	3,707.89
74	Union Bank Plc	13% ODF Account	0041530585	27,707,655.63	27,707,655.63
75	Union Bank Plc	IMSG E-Revenue A/C	0029095895	31,309,284.56	31,309,284.56
76	Unity Bank	IMO STATE REV. A/C MIN. OF HOUSING	0020336723	39,736.01	39,736.01
77	Zenith Bank Plc	13% ODF A/C	1012758626	10,016,755.20	10,016,755.20
78	Zenith Bank Plc	IGR Cons. A/C	1012242914	10,624,732.15	10,624,732.15
79	Zenith Bank Plc	Imprest Account	1014019635	3,083,802.33	3,083,802.33
80	Zenith Bank Plc	IMSG IGR [Judiciary A/C]	1013105306	3,420,768.69	3,420,768.69
81	Zenith Bank Plc	IMSG Loan Project A/C	1012822633	9,708,192.43	9,708,192.43
82	Zenith Bank Plc	IMSG Monumental Proj. Consolidated	1013514171	68,169.59	68,169.59
83	Zenith Bank Plc	IMSG UTILITY A/C	1012246716	139,619.76	139,619.76
84	Zenith Bank Plc	Pension A/C	1012401087	21,272,726.72	21,272,726.72
85	Zenith Bank Plc	Proceed [Deposit] A/C	1012859286	67,836.74	67,836.74
86	Zenith Bank Plc	Project Account	1013245558	512,981,065.31	512,981,065.31
87	Zenith Bank Plc	Social Welfare A/C	1013051128	47,110,027.24	47,110,027.24
88	Zenith Bank Plc	TPO	1010815547	41,851.27	41,851.27
	TOTAL			**1,283,963,395.71**	**1,283,963,395.71**

The Bank Statements were not made available

2018



IMO STATE GOVERNMENT OF NIGERIA

ANNUAL REPORT

OF THE

ACCOUNTANT-GENERAL

AND FINANCIAL STATEMENTS

FOR THE YEAR ENDED 31ST DECEMBER, 2018


IDEATO NORTH
Uruala
ORSU
Awo-Idemili
ORLU
Orlu
IDEATO SOUTH
Dikenafai
OKIGWE
Okigwe
ONUIMO
Okwe
NKWERRE
Nkwerre
ORU EAST
Mgbidi
NJABA
ISU
NWANGELE
Amaigbo
ISIALA MBANO
Umuelemai
ORU WEST
Omuma
EHIME MBANO
Ehime
IHITTE/UBOMA
Isinweke
OGUTA
Oguta
MBAITOLI
Nwaorieubi
IKEDURU
Iho
AHIAZU MBAISE
Afor-Oru
OBOWO
Otoko
OWERRI WEST
Umuguma
OWERRI MUNICIPAL
ABOH MBAISE
Aboh
EZINIHITTE MBAISE
Itu
OWERRI NORTH
Orie-Uratta
OHAJI/EGBEMA
Egbema
NGOR OKPALA
Umuneke


IDEATO NORTH
Uruala
ORSU
Awo-Idemili
IDEATO SOUTH
Dikenafai
ORLU
Orlu
OKIGWE
Okigwe
ONUIMO
Okwe
NKWERRE
Nkwerre
ORU EAST
Mgbidi
NJABA
NWANGELE
Amaigbo
ISU
ISIALA MBANO
Umuelemai
ORU WEST
Omuma
EHIME MBANO
Ehime
IHITTE/UBOMA
Isinweke
OGUTA
Oguta
MBAITOLI
Nwaorieubi
IKEDURU
Iho
AHIAZU
MBAISE
Afor-Oru
OBOWO
Otoko
OWERRI WEST
Umuguma
OWERRI
MUNICIPAL
ABOH MBAISE
Aboh
EZINIHITTE
MBAISE
Itu
OWERRI NORTH
Orie-Uratta
OHAJI/EGBEMA
Egbema
NGOR OKPALA
Umuneke